



Coding System

<product code>-<main group>-<sub-group>-<page>

Element

Product Code	M1-, M1M-, M1S-, JH-, JHB-
Main Group	See below
Sub-Group	I-, II-, III-, IV-, V- etc.
Page	eg. 2, 33

Main group codes

[Engine Assembly](#)
[Speed Changing Box Assembly](#)
[Special Parts Speed Box Reverse](#)
[Engine Accessories](#)
[Engine Electrical Equipment](#)
[Air Intake System](#)
[Rear Driving Assembly](#)
[Odometer, Carburettor](#)
[Lighting](#)
[Wheel and front Brake](#)
[Front Fork Assembly](#)
[Frame Assembly](#)
[Petrol Tank Assembly](#)
[Direction Control](#)
[Seat Cushion](#)
[Cable Harness](#)
[Sidecar Frame](#)
[Sidewheel Shaft Rocker Arm](#)
[Side Bucket](#)
[Driver's Tools](#)

EA-
SB-
SR-
EC-
EE-
AI-
RD-
OC-
LG-
WB-
FF-
FR-
PT-
DC-
SC-
CH-
SF-
SS-
SB-
DT-

Example

M1S Engine Assembly, sub group I, page 3	M1S-EA-I-3
--	------------

© MOTORWERK 2011

MOTORWERK has carefully digitised the original copies of the chinese manufacturers partlists using scan- and OCR-techniques. The digital version of the analog original has been checked for scan- and OCR-errors. This resulted in the Excel or PDF file which you are now reading. The amount of work involved in converting the (sometimes bad) original paper based documents is very large. Credits for the exploded view drawings go to www.750sidecar.com.cn who granted their use.

MOTORWERK owns the copyrights on this digital document. No copies in whatever form may be made of the document you are now reading without the written consent of MOTORWERK.

For questions or feedback, please contact **MOTORWERK:**

www.motorwerk.nl

marijoleen@motorwerk.nl

Partslist Chang Jiang 750 M1S

Engine type 750F, OHV boxer twin

Capacity 746 ccm

Max. Power @ rpm 23,6 Kw @ 4500 rpm

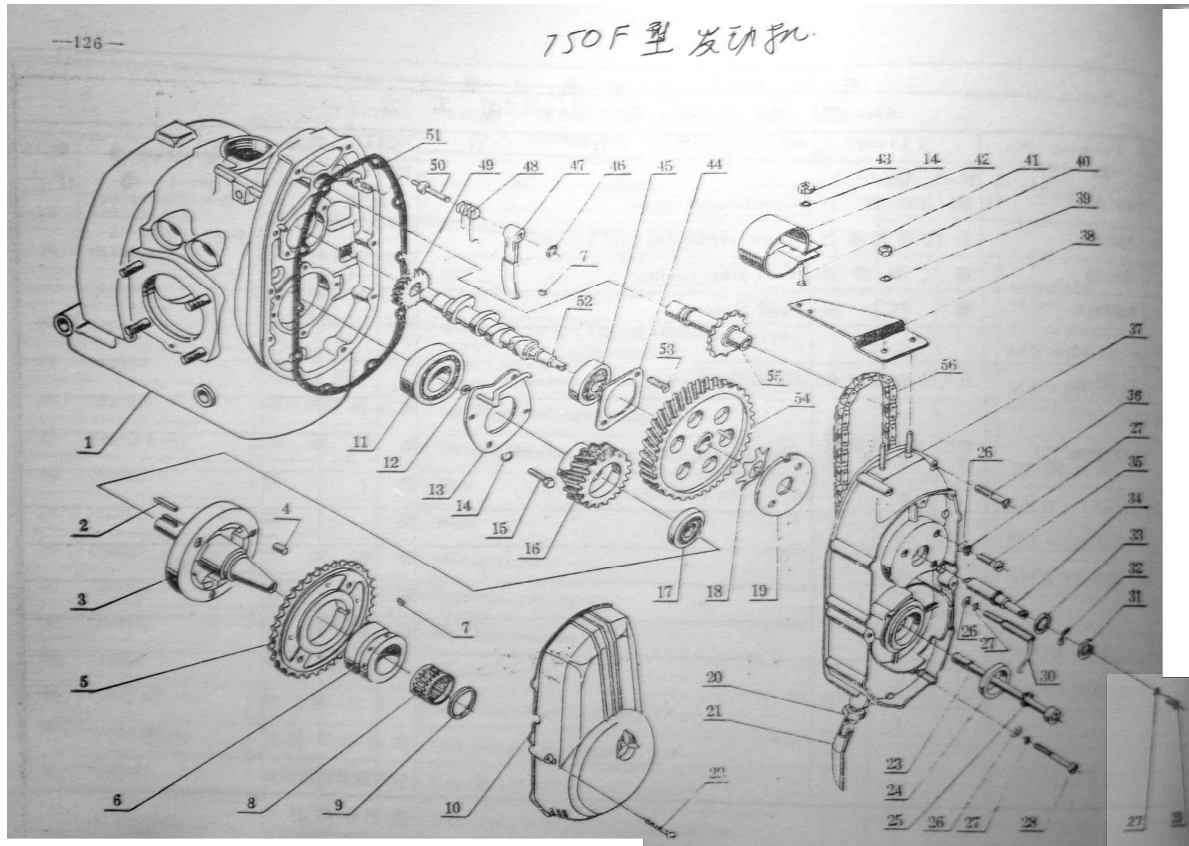
Max torque @ rpm 45Nm @ 3100 rpm


Electrical system 12 Volt, AC, 180 Watt


Starter Kickstart and Electrical





OHV(12V 32HP, over head valve) Engine

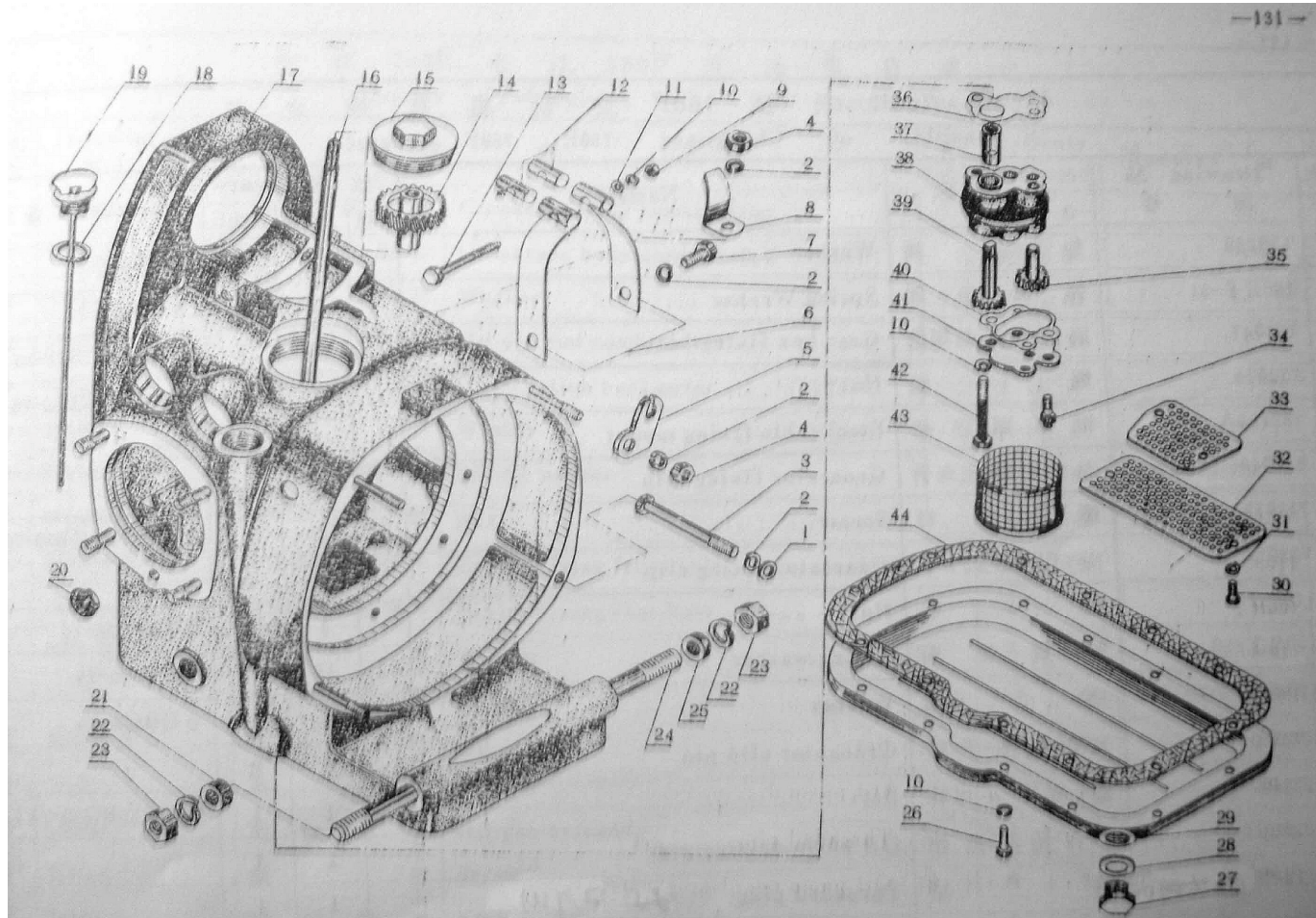


 Assembly of Chang Jiang 750F engine Part I					
Module	S/N	Drawing No.	Description	Quantity	Remarks
M1S-EA-I-127	1	M1S-EA-I-127, 1	Crank body assembly	1	
M1S-EA-I-127	2	M1S-EA-I-127, 2	Key	1	
M1S-EA-I-127	3	M1S-EA-I-127, 3	Overrunning clutch mechanical assembly	1	
M1S-EA-I-127	3a		Guard ring	1	
M1S-EA-I-127	3b		Small spring	5	
M1S-EA-I-127	3c		Spring housing	5	
M1S-EA-I-127	3d		Spring base (seat)	5	
M1S-EA-I-127	4	M1S-EA-I-127, 4	Roller	5	Ø10 x 14
M1S-EA-I-127	5	M1S-EA-I-127, 5	Big chain wheel assembly	1	
M1S-EA-I-127	6	M1S-EA-I-127, 6	Overrunning clutch inner ring	1	
M1S-EA-I-127	7	M1S-EA-I-127, 7	Woodruff key	2	3x13GB1099-72
M1S-EA-I-127	8	M1S-EA-I-127, 8	Needle bearing	1	79241/35
M1S-EA-I-127	9	M1S-EA-I-127, 9	Retainer	1	
M1S-EA-I-127	10	M1S-EA-I-127, 10	Front cover	1	
M1S-EA-I-127	11	M1S-EA-I-127, 11	Ball-bearing	1	207GB276-64
M1S-EA-I-127	12	M1S-EA-I-127, 12	Oil seal washer	1	
M1S-EA-I-127	13	M1S-EA-I-127, 13	Front bearing platen mechanical assembly	1	


 Assembly of Chang Jiang 750F engine Part I					
Module	S/N	Drawing No.	Description	Quantity	Remarks
M1S-EA-I-128	14	M1S-EA-I-128, 14	Spring washer	4	6GB859-76
M1S-EA-I-128	15	M1S-EA-I-128, 15	Oil pan screw	4	M6*16GB30-76
M1S-EA-I-128	16	M1S-EA-I-128, 16	Drive gear	1	
M1S-EA-I-128	17	M1S-EA-I-128, 17	Ball-bearing	1	7000106GB276-64
M1S-EA-I-128	18	M1S-EA-I-128, 18	Vent plate spring	1	
M1S-EA-I-128	19	M1S-EA-I-128, 19	Vent plate	1	
M1S-EA-I-128	20	M1S-EA-I-128, 20	Vent pipe stop nut	1	
M1S-EA-I-128	21	M1S-EA-I-128, 21	Vent pipe Ø16*2	1	
M1S-EA-I-128	22	M1S-EA-I-128, 22	Halfcountersunk screw	2	M6*40GB69-76
M1S-EA-I-128	23	M1S-EA-I-128, 23	Long screw	1	
M1S-EA-I-128	24	M1S-EA-I-128, 24	Crank shaft front seal ring	1	complete order
M1S-EA-I-128	24a		Spring	1	
M1S-EA-I-128	25	M1S-EA-I-128, 25	Spring washer	1	10GB859-76
M1S-EA-I-128	26	M1S-EA-I-128, 26	Washer	6	5GB848-76
M1S-EA-I-128	27	M1S-EA-I-128, 27	Srping washer	7	5GB859-76
M1S-EA-I-128	28	M1S-EA-I-128, 28	Cup head screw	3	M5*50GB66-76
M1S-EA-I-128	29	M1S-EA-I-128, 29	Cylinder head screw	1	M6*16GB65-76


 Assembly of Chang Jiang 750F engine Part I					
Module	S/N	Drawing No.	Description	Quantity	Remarks
M1S-EA-II-129	30	M1S-EA-II-129, 30	Stop piece and screw combination	1	
M1S-EA-II-129	31	M1S-EA-II-129, 31	Gas distributing shaft sealing leather cup	1	complete order
M1S-EA-II-129	31a		Gas distributing shaft sealing leather cup Spring	1	
M1S-EA-II-129	32	M1S-EA-II-129, 32	Wave form spring wahser	1	
M1S-EA-II-129	33	M1S-EA-II-129, 33	Thrust ring	1	
M1S-EA-II-129	34	M1S-EA-II-129, 34	Distributor driving shaft	1	
M1S-EA-II-129	35	M1S-EA-II-129, 35	Half round screw	2	M5*14GB67-76
M1S-EA-II-129	36	M1S-EA-II-129, 36	Half-countersunk screw	10	M6*65GB69-76
M1S-EA-II-129	37	M1S-EA-II-129, 37	Front crankcase assembly	1	
M1S-EA-II-129	38	M1S-EA-II-129, 38	Ignition coil retaining plate	1	
M1S-EA-II-129	39	M1S-EA-II-129, 39	Spring washer	2	8GB859-76
M1S-EA-II-129	40	M1S-EA-II-129, 40	Nut	2	BM8*1GB52-76
M1S-EA-II-129	41	M1S-EA-II-129, 41	Screw	2	M6*18gb30-76
M1S-EA-II-129	42	M1S-EA-II-129, 42	Ignition coil fixing snap ring	1	
M1S-EA-II-129	43	M1S-EA-II-129, 43	Nut	2	BM6GB52-76
M1S-EA-II-129	44	M1S-EA-II-129, 44	Gas-distributing bearing platen	1	
M1S-EA-II-129	45	M1S-EA-II-129, 45	One-axle ball-bearing	1	205GB276-64

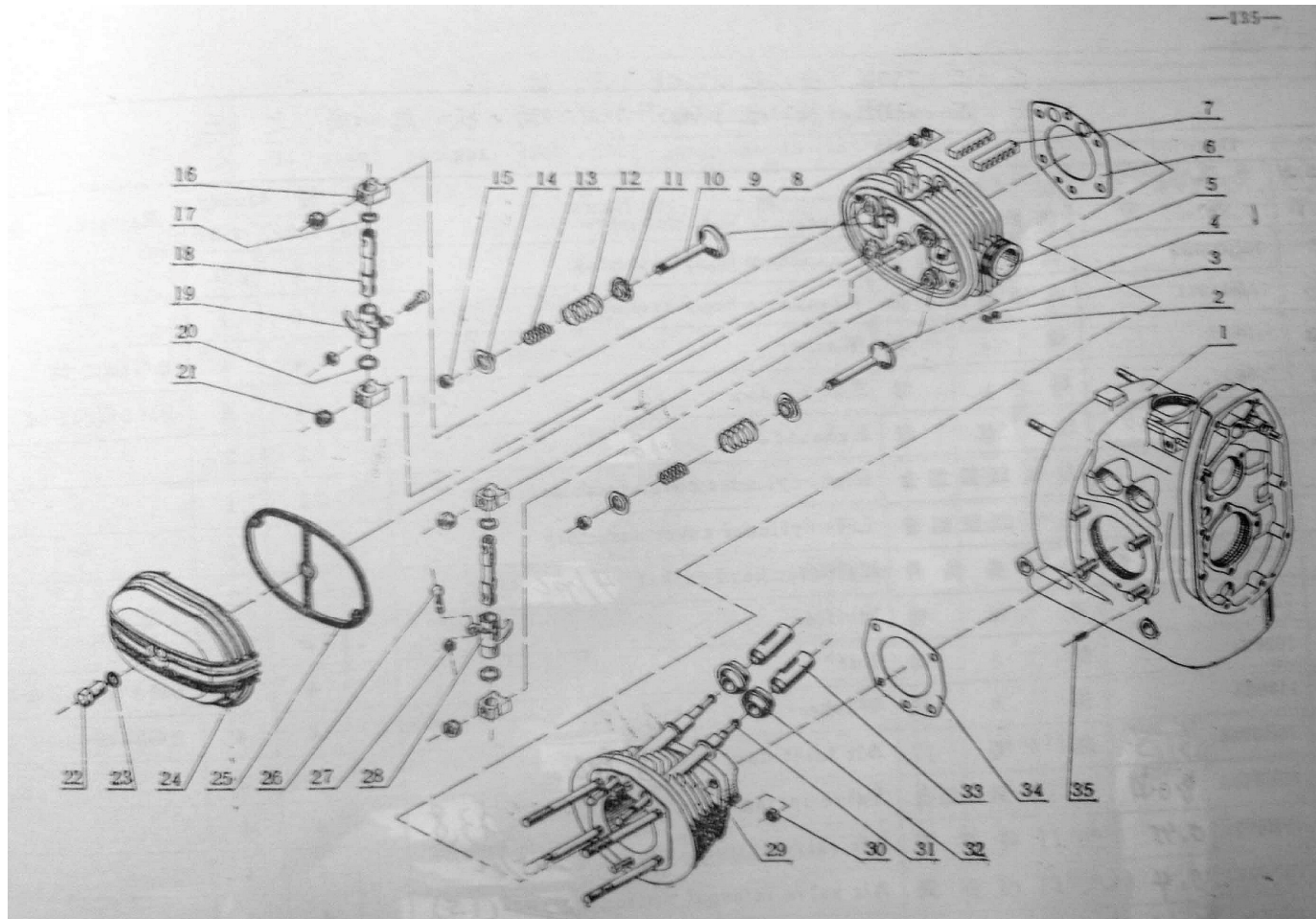
 Assembly of Chang Jiang 750F engine Part I					
Module	S/N	Drawing No.	Description	Quantity	Remarks
M1S-EA-II-130	46	M1S-EA-II-130, 46	Shield ring	1	6GB896-76
M1S-EA-II-130	47	M1S-EA-II-130, 47	Tensioner	1	
M1S-EA-II-130	48	M1S-EA-II-130, 48	Tensioner torsional spring	1	
M1S-EA-II-130	49	M1S-EA-II-130, 49	Oil pump driving gear	1	
M1S-EA-II-130	50	M1S-EA-II-130, 50	Tensioner shaft	1	
M1S-EA-II-130	51	M1S-EA-II-130, 51	Crankcase gear cover gasket	1	
M1S-EA-II-130	52	M1S-EA-II-130, 52	Gas distributing shaft mechanical combination	1	
M1S-EA-II-130	53	M1S-EA-II-130, 53	Countersunk screw	2	M6*16GB68-76
M1S-EA-II-130	54	M1S-EA-II-130, 54	Gas districtuting shaft gear combination	1	
M1S-EA-II-130	55	M1S-EA-II-130, 55	Small chain wheel	1	
M1S-EA-II-130	56	M1S-EA-II-130, 56	Chain	1	G3-101 (64 element)
M1S-EA-II-130	5,6,7	M1S-EA-II-130, 5, 6, 7	Big chain wheel and inner ring mechanical comb.	1	
M1S-EA-II-130	2-9,17	M1S-EA-II-130, 2-9, 17	Overrunning clutch combination	1	
M1S-EA-II-130					
M1S-EA-II-130					
M1S-EA-II-130					
M1S-EA-II-130					





 Assembly of Chang Jiang 750F engine Part II					
Module	S/N	Drawing No.	Description	Quantity	Remarks
M1S-EA-II-132	1	M1S-EA-II-132, 1	Washer	3	8GB848-76
M1S-EA-II-132	2	M1S-EA-II-132, 2	Spring washer	7	8GB859-76
M1S-EA-II-132	3	M1S-EA-II-132, 3	Gear box fixing bolt	1	M8*75GB21-76
M1S-EA-II-132	4	M1S-EA-II-132, 4	Nut	4	BM8*1GB52-76
M1S-EA-II-132	5	M1S-EA-II-132, 5	Steel cable fixing mount	1	
M1S-EA-II-132	6	M1S-EA-II-132, 6	Generator fixing clip	2	
M1S-EA-II-132	7	M1S-EA-II-132, 7	Screw	2	M8*16QGB30-76
M1S-EA-II-132	8	M1S-EA-II-132, 8	Generator fixing clip	1	
M1S-EA-II-132	9	M1S-EA-II-132, 9	Nut	1	BM6GB52-76
M1S-EA-II-132	10	M1S-EA-II-132, 10	Spring washer	15	6GB859-76
M1S-EA-II-132	11	M1S-EA-II-132, 11	Washer	1	6GB848-76
M1S-EA-II-132	12	M1S-EA-II-132, 12	Generator clip pin	2	
M1S-EA-II-132	13	M1S-EA-II-132, 13	Bolt	1	M6*55BG30-76
M1S-EA-II-132	14	M1S-EA-II-132, 14	Oil pump driving gear	1	
M1S-EA-II-132	15	M1S-EA-II-132, 15	Thread plug	1	
M1S-EA-II-132	16	M1S-EA-II-132, 16	Oil pump coupling shaft	1	


 Assembly of Chang Jiang 750F engine Part II					
Module	S/N	Drawing No.	Description	Quantity	Remarks
M1S-EA-II-133	17	M1S-EA-II-133, 17	Crankcase body combination	1	
M1S-EA-II-133	17a		Crankcase body combination	0	
M1S-EA-II-133	18	M1S-EA-II-133, 18	Washer	1	
M1S-EA-II-133	19	M1S-EA-II-133, 19	Oil dip rod combination	1	
M1S-EA-II-133	20	M1S-EA-II-133, 20	Observation port cover	1	
M1S-EA-II-133	21	M1S-EA-II-133, 21	Washer	2	
M1S-EA-II-133	22	M1S-EA-II-133, 22	Spring washer	4	12GB859-76
M1S-EA-II-133	23	M1S-EA-II-133, 23	Nut	4	BM12*1 25GB52-76
M1S-EA-II-133	24	M1S-EA-II-133, 24	Engine fixing front bolt	1	
M1S-EA-II-133	24a		Engine fixing rear bolt	1	
M1S-EA-II-133	25	M1S-EA-II-133, 25	Washer	2	
M1S-EA-II-133	26	M1S-EA-II-133, 26	Screw	12	M6*16GBB30-76
M1S-EA-II-133	27	M1S-EA-II-133, 27	Oil plug	1	
M1S-EA-II-133	28	M1S-EA-II-133, 28	Washer	1	
M1S-EA-II-133	29	M1S-EA-II-133, 29	Oil pan assembly	1	
M1S-EA-II-133	30	M1S-EA-II-133, 30	Screw	4	M5*14GB67-76
M1S-EA-II-133	31	M1S-EA-II-133, 31	Spring washer	4	5GB859-76

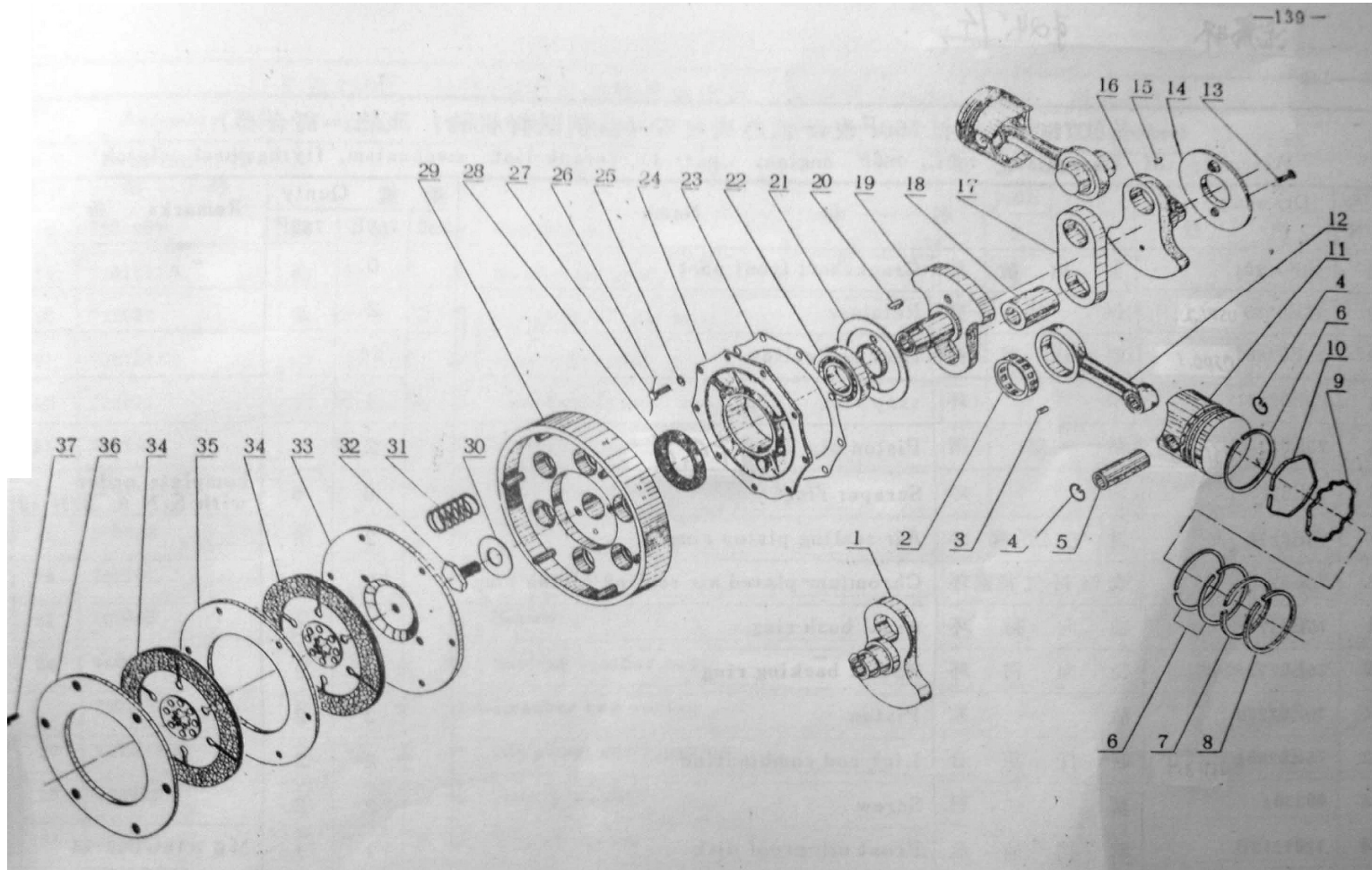
 Assembly of Chang Jiang 750F engine Part II					
Module	S/N	Drawing No.	Description	Quantity	Remarks
M1S-EA-II-134	32	M1S-EA-II-134, 32	Foam filter	1	
M1S-EA-II-134	33	M1S-EA-II-134, 33	Foam filter	1	
M1S-EA-II-134	34	M1S-EA-II-134, 34	Screw	2	
M1S-EA-II-134	35	M1S-EA-II-134, 35	Driven gear	1	
M1S-EA-II-134	36	M1S-EA-II-134, 36	Gasket	1	
M1S-EA-II-134	37	M1S-EA-II-134, 37	Coupling band	1	
M1S-EA-II-134	38	M1S-EA-II-134, 38	Oil pump body	1	
M1S-EA-II-134	39	M1S-EA-II-134, 39	Driving gear	1	
M1S-EA-II-134	40	M1S-EA-II-134, 40	Gasket	1	
M1S-EA-II-134	41	M1S-EA-II-134, 41	Oil pump cover	1	
M1S-EA-II-134	42	M1S-EA-II-134, 42	Screw	2	M6*50GB30-76
M1S-EA-II-134	43	M1S-EA-II-134, 43	Oil filter combination	1	
M1S-EA-II-134	44	M1S-EA-II-134, 44	Oil pan gasket	1	
M1S-EA-II-134	34-35,37-41	M1S-EA-II-134, 34-35, 37-41	Oil pump combination	1	





 Assembly of Chang Jiang 750F engine Part III					
Module	S/N	Drawing No.	Description	Quantity	Remarks
M1S-EA-III-136	1	M1S-EA-III-136, 1	Crankcase body assembly	1	
M1S-EA-III-136	2	M1S-EA-III-136, 2	Washer	4	6GB848-76
M1S-EA-III-136	3	M1S-EA-III-136, 3	Nut	4	BM6GB52-76
M1S-EA-III-136	4	M1S-EA-III-136, 4	Exhaust door	2	
M1S-EA-III-136	5	M1S-EA-III-136, 5	Right cylinder cover combination	1	
M1S-EA-III-136	5a		Left cylinder cover assembly	1	
M1S-EA-III-136	6	M1S-EA-III-136, 6	Cylinder head gasket	2	
M1S-EA-III-136	7	M1S-EA-III-136, 7	Mufler	8	
M1S-EA-III-136	8	M1S-EA-III-136, 8	Nut	4	BM8*1GB52-76
M1S-EA-III-136	9	M1S-EA-III-136, 9	Washer	4	8GB848-76
M1S-EA-III-136	10	M1S-EA-III-136, 10	air inlet door	2	
M1S-EA-III-136	11	M1S-EA-III-136, 11	Valve spring down pressing disk	4	
M1S-EA-III-136	12	M1S-EA-III-136, 12	Air valve external spring	4	
M1S-EA-III-136	13	M1S-EA-III-136, 13	Air valve internal spring	4	
M1S-EA-III-136	14	M1S-EA-III-136, 14	air valve spring up pressing disk	4	


 Assembly of Chang Jiang 750F engine Part III					
Module	S/N	Drawing No.	Description	Quantity	Remarks
M1S-EA-III-137	15	M1S-EA-III-137, 15	Air valve lock	8	
M1S-EA-III-137	16	M1S-EA-III-137, 16	Rocket-arm mount	8	
M1S-EA-III-137	17	M1S-EA-III-137, 17	Wave form Washer	4	
M1S-EA-III-137	18	M1S-EA-III-137, 18	Rocker-arm shaft	4	
M1S-EA-III-137	19	M1S-EA-III-137, 19	Left rocker arm	2	
M1S-EA-III-137	20	M1S-EA-III-137, 20	Rocker arm washer	4	
M1S-EA-III-137	21	M1S-EA-III-137, 21	Rocker arm strur nut	8	
M1S-EA-III-137	22	M1S-EA-III-137, 22	Socket nut	2	
M1S-EA-III-137	23	M1S-EA-III-137, 23	Washer	2	
M1S-EA-III-137	24	M1S-EA-III-137, 24	Rocker-arm housing-cover combination	2	
M1S-EA-III-137	25	M1S-EA-III-137, 25	Rocker-arm housing cover gasket	2	
M1S-EA-III-137	26	M1S-EA-III-137, 26	Adjusting screw	4	
M1S-EA-III-137	27	M1S-EA-III-137, 27	Safety nut	4	
M1S-EA-III-137	28	M1S-EA-III-137, 28	Right rocker arm	2	
M1S-EA-III-137	29	M1S-EA-III-137, 29	Cylinder combination	2	
M1S-EA-III-137	30	M1S-EA-III-137, 30	Nut	8	BM10-1GB52-76
M1S-EA-III-137	31	M1S-EA-III-137, 31	Push rod combination	4	
M1S-EA-III-137	32	M1S-EA-III-137, 32	Push rod sleeve seal cap	4	

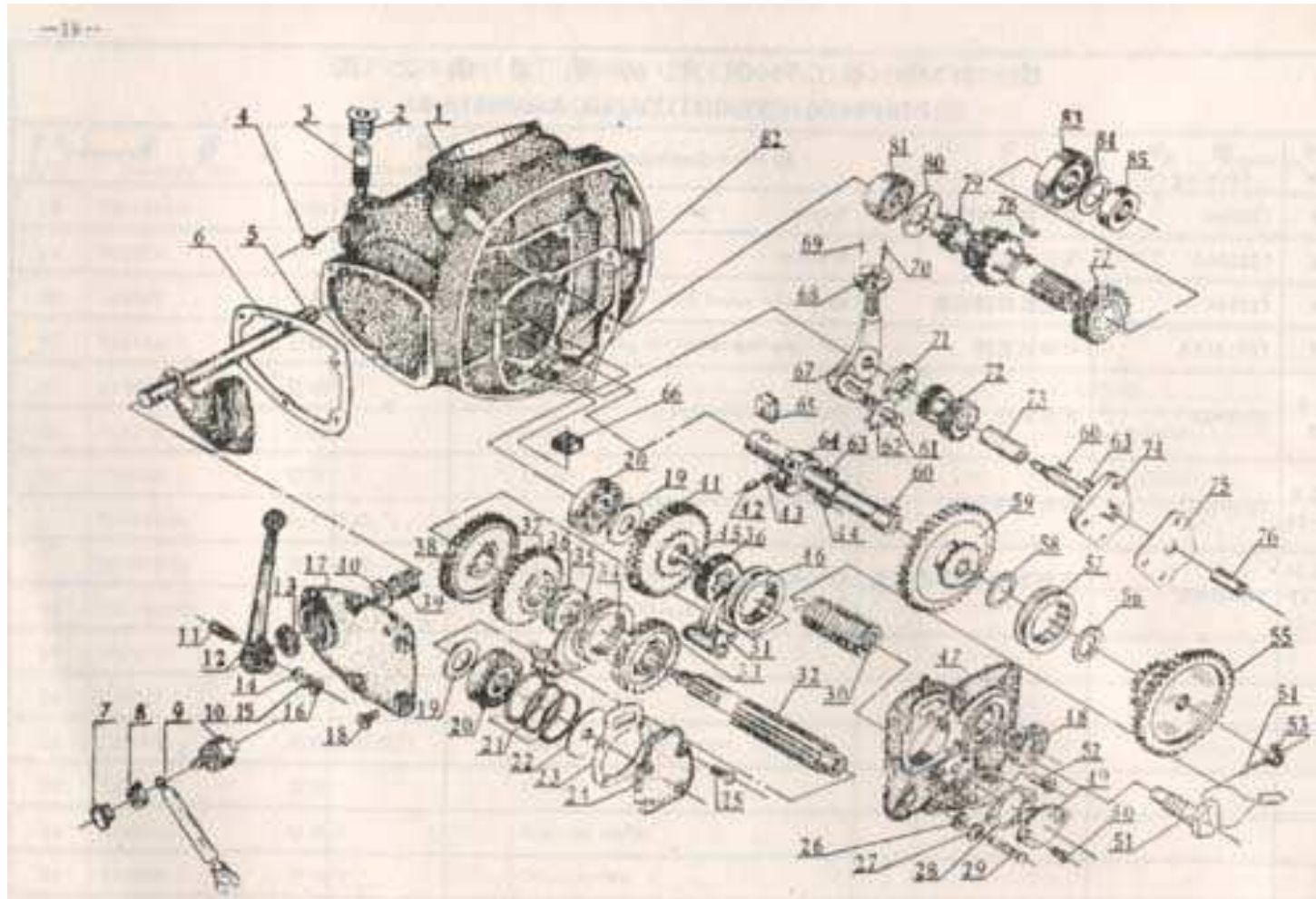
 Assembly of Chang Jiang 750F engine Part III					
Module	S/N	Drawing No.	Description	Quantity	Remarks
M1S-EA-III-138	33	M1S-EA-III-138, 33	Toppet	4	
M1S-EA-III-138	34	M1S-EA-III-138, 34	Cylinder Washer	1	
M1S-EA-III-138	35	M1S-EA-III-138, 35	Screw	1	M6*16GB71-76
M1S-EA-III-138	4-5,10-15	M1S-EA-III-138, 4-5, 10-15	Right and left cylinder head assembly	each 1	





 Assembly of Chang Jiang 750E 750F engine Part IV (Crank-link, mechanism, flyingwheel clutch)					
Module	S/N	Drawing No.	Description	Quantity	Remarks
M1S-EA-IV-140	1	M1S-EA-IV-140, 1	Crank shaft front part	0	
M1S-EA-IV-140	2	M1S-EA-IV-140, 2	Retainer	2	
M1S-EA-IV-140	3	M1S-EA-IV-140, 3	Link rod roller	36	
M1S-EA-IV-140	4	M1S-EA-IV-140, 4	snap ring	4	
M1S-EA-IV-140	5	M1S-EA-IV-140, 5	Piston pin	2	
M1S-EA-IV-140	6	M1S-EA-IV-140, 6	Scraper ring	6	complete order with S/N,9,10
M1S-EA-IV-140	7	M1S-EA-IV-140, 7	Air sealing piston ring	2	
M1S-EA-IV-140	8	M1S-EA-IV-140, 8	Chromium-plated air sealing piston ring	2	
M1S-EA-IV-140	9	M1S-EA-IV-140, 9	Axial bush ring	2	
M1S-EA-IV-140	10	M1S-EA-IV-140, 10	radial backing ring	2	
M1S-EA-IV-140	11	M1S-EA-IV-140, 11	Piston	2	
M1S-EA-IV-140	12	M1S-EA-IV-140, 12	Link rod combination	2	
M1S-EA-IV-140	13	M1S-EA-IV-140, 13	Screw	2	
M1S-EA-IV-140	14	M1S-EA-IV-140, 14	Front oil-proof disk	1	M6*16GB68-76
M1S-EA-IV-140	15	M1S-EA-IV-140, 15	Crankshaft front key	1	
M1S-EA-IV-140	16	M1S-EA-IV-140, 16	Front crankshaft	1	
M1S-EA-IV-140	17	M1S-EA-IV-140, 17	Crank cheek	1	


 Assembly of Chang Jiang 750E 750F engine Part IV (Crank-link, mechanism, flyingwheel clutch)					
Module	S/N	Drawing No.	Description	Quantity	Remarks
M1S-EA-IV-141	18	M1S-EA-IV-141, 18	Crank pin	2	
M1S-EA-IV-141	19	M1S-EA-IV-141, 19	Rear crankshaft	1	
M1S-EA-IV-141	20	M1S-EA-IV-141, 20	Crankshaft rear key	1	
M1S-EA-IV-141	21	M1S-EA-IV-141, 21	Rear oil-proof	1	
M1S-EA-IV-141	22	M1S-EA-IV-141, 22	Crankshaft rear bearing	1	207GB276-64G
M1S-EA-IV-141	23	M1S-EA-IV-141, 23	Installation body gasket	1	
M1S-EA-IV-141	24	M1S-EA-IV-141, 24	rear bearing installation body	1	
M1S-EA-IV-141	25	M1S-EA-IV-141, 25	Washer	9	6GB848-76
M1S-EA-IV-141	26	M1S-EA-IV-141, 26	Safety wire		according Ø0.8zg to need YB546-65
M1S-EA-IV-141	27	M1S-EA-IV-141, 27	Screw	9	M6*18GB32-76
M1S-EA-IV-141	28	M1S-EA-IV-141, 28	Sealing leather cup	1	Complete order
M1S-EA-IV-141	28a		Leather cup spring	1	
M1S-EA-IV-141	29	M1S-EA-IV-141, 29	Flywheel combination	1	
M1S-EA-IV-141	30	M1S-EA-IV-141, 30	safety washer	1	
M1S-EA-IV-141	31	M1S-EA-IV-141, 31	Clutch spring	6	
M1S-EA-IV-141	32	M1S-EA-IV-141, 32	Crankshaft rear screw	1	
M1S-EA-IV-141	33	M1S-EA-IV-141, 33	Platen	1	


 Assembly of Chang Jiang 750E 750F engine Part IV (Crank-link, mechanism, flyingwheel clutch)					
Module	S/N	Drawing No.	Description	Quantity	Remarks
M1S-EA-IV-142	34	M1S-EA-IV-142, 34	Friction wafer combination	2	
M1S-EA-IV-142	35	M1S-EA-IV-142, 35	Drive slice	1	
M1S-EA-IV-142	36	M1S-EA-IV-142, 36	Supporting disk	1	
M1S-EA-IV-142	37	M1S-EA-IV-142, 37	Screw	6	
M1S-EA-IV-142	2-3,16-19,21	M1S-EA-IV-142, 2-3, 16-19, 21	Crank mechanism combination	1	
M1S-EA-IV-142	2-3,12-14	M1S-EA-IV-142, 2-3, 12-14	Crank mechanism & oil-proof disk combination	1	
M1S-EA-IV-142	4-11	M1S-EA-IV-142, 4-11	Piston combination	2	
M1S-EA-IV-142	1-3,12,17-19	M1S-EA-IV-142, 1-3, 12, 17-19	Crank mechanism assembly	0	
M1S-EA-IV-142	1-3,12-14,17-19,21	M1S-EA-IV-142, 1-3, 12-14, 17-19, 21	Crank mechanism and oil-proof disk combination	0	





 CJ750 D1(BD), CJ750 DI (BD)A Speed Changing Box Assembly I					
Module	S/N	Drawing No.	Description	Quantity	Remarks
M1M-SB-I-20	1	750BD811	Drive housing crank case combination		
M1M-SB-I-21		750D1835K	Drive housing crank case combination	1	750DI(BD)A
M1M-SB-I-22	2	723 . 070	Revolution counter bush	1	
M1M-SB-I-23	3	7204 . 245	Revolution indicator driven gear	1	
M1M-SB-I-24	4	723 . 036	Screw	1	
M1M-SB-I-25	5	750BD815	Plate and shaft assembly	1	
M1M-SB-I-26		750BD815K	Plate and shaft assembly	1	750D1(BD)A
M1M-SB-I-27	6	723024	Right cover washer	1	
M1M-SB-I-28	7	750DI302	Blocking blot	1	750D1(BD)A
M1M-SB-I-29	8	M4 GB54	Nut	1	750D1(BD)A
M1M-SB-I-30	9	750DI862	Lead	1	750D1(BD)A
M1M-SB-I-31	10	750DI860	Neutral switch	1	750D1(BD)A
M1M-SB-I-32	11	723 . 094	Speed changing handle screw	1	
M1M-SB-I-33	12	7204316	Speed changing handle	1	750D1(BD)
M1M-SB-I-34		H7204316	Speed changing handle	1	750D1(BD)
M1M-SB-I-35	13	723023	Plate and shaft sealing leather cup	1	
M1M-SB-I-36		723112	Sealing leather cup spring	1	

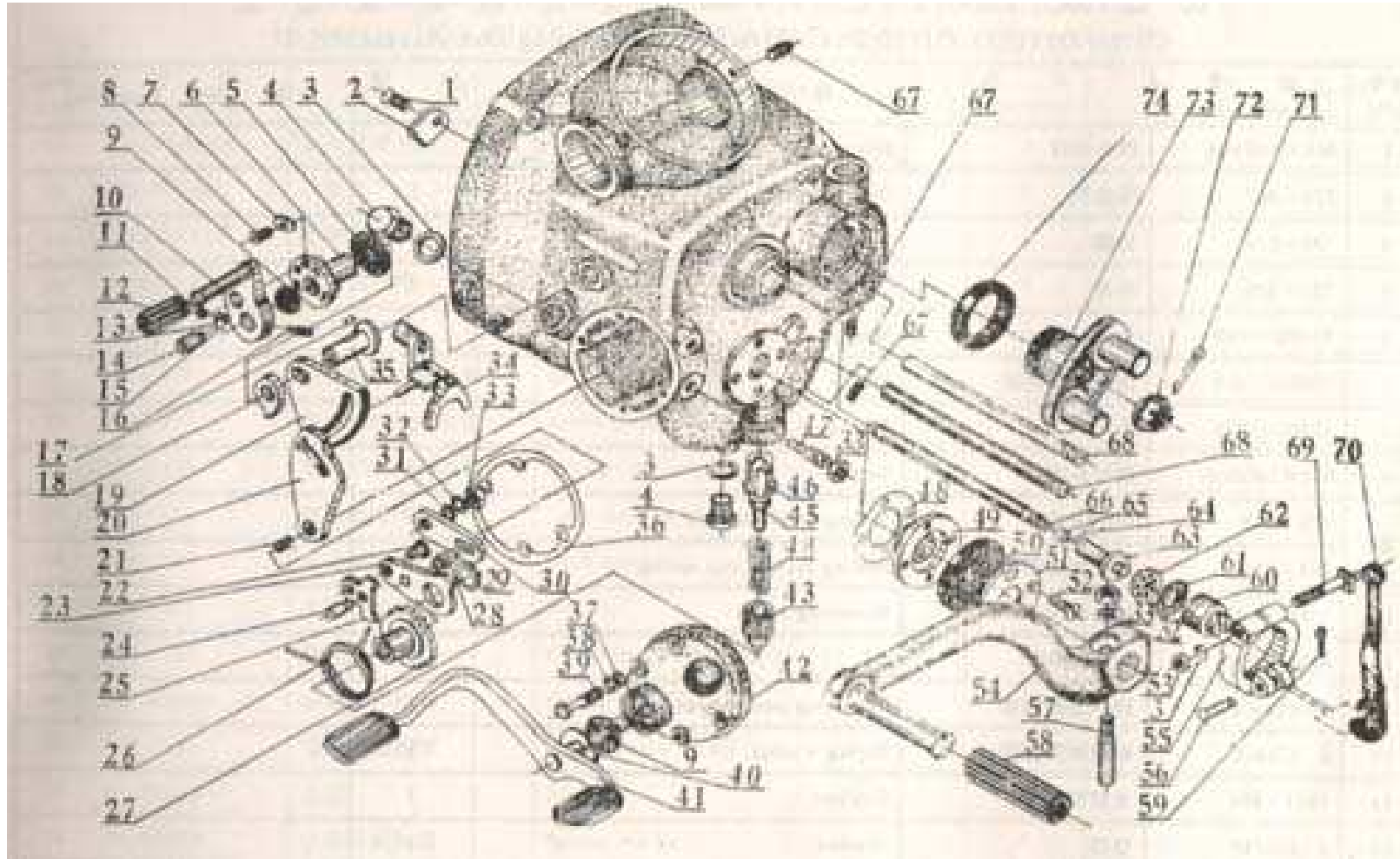
 CJ750 D1(BD), CJ750 DI (BD)A Speed Changing Box Assembly I					
Module	S/N	Drawing No.	Description	Quantity	Remarks
M1M-SB-I-21	14	5 GB848	Washer	1	
M1M-SB-I-21	15	5 GB859	Spring washer	1	
M1M-SB-I-21	16	M5 GB52	Nut	1	
M1M-SB-I-21	17	723 • 001	Drive housing crank case right lid	1	
M1M-SB-I-21		750D1 • 301	Drive housing crank case right lid	1	750DI(BD)A
M1M-SB-I-21	18	M6 X 14GB69	Screw	6	
M1M-SB-I-21	19	723 • 073	Oil—catch washer	2	
M1M-SB-I-21	20	723 • 010	Roll—bearing	2	304 GB276
M1M-SB-I-21	21	723 • 033	Adjusting spacer		
M1M-SB-I-21	22	7203 • 812	Oil deflector disk combination	1	
M1M-SB-I-21	23	723 • 028	Washer	1	
M1M-SB-I-21	24	723 • 006	Cover plate	1	
M1M-SB-I-21	25	M6 X 16GB68	Screw	4	
M1M-SB-I-21	26	6 GB848	Washer	7	
M1M-SB-I-21	27	6 GB859	Spring washer	7	
M1M-SB-I-21	28	723 • 027	Washer	1	
M1M-SB-I-21	29	M6X25GB68	Screw	7	


 CJ750 D1(BD), CJ750 DI (BD)A Speed Changing Box Assembly I					
Module	S/N	Drawing No.	Description	Quantity	Remarks
M1M-SB-I-22	30	750BD • 108	Starting shaft spring	1	
M1M-SB-I-22	31	750BD • 101	I, II —speed puller fork	1	
M1M-SB-I-22	32	750BD • 109	Two shaft	1	
M1M-SB-I-22	33	723 • 150	Two axle IV —speed gear	1	
M1M-SB-I-22	34	750BD • 110	Joint sleeve	1	
M1M-SB-I-22	35	750BD • 102	III, IV —speed puller fork	1	
M1M-SB-I-22	36	723 • 151	Two axle link gear	2	
M1M-SB-I-22	37	723 • 149	Two axle III —speed gear	1	
M1M-SB-I-22	38	723 • 148	Two axle II —speed gear	1	
M1M-SB-I-22	39	723 • 087	Speed changing support spring	1	
M1M-SB-I-22	40	12 GB848	Washer	1	
M1M-SB-I-22	41	723 • 147	Two axle I —speed gear	1	
M1M-SB-I-22	42	7204 • 406	Brake spring pin	1	
M1M-SB-I-22	43	7204 • 404	Brake spring	1	
M1M-SB-I-22	44	7204 • 403	Starting mechanism pin	1	
M1M-SB-I-22	45	750BD • 025	Starting shaft bush	1	
M1M-SB-I-22	46	750BD • 112	Joint sleeve	1	


 CJ750 D1(BD), CJ750 DI (BD)A Speed Changing Box Assembly I					
Module	S/N	Drawing No.	Description	Quantity	Remarks
M1M-SB-I-23	47	750BD • 812	Drive housing crank case front tover	1	
M1M-SB-I-24		750BD • 812K	Drive housing crank case front cover	1	750D1(BD)A
M1M-SB-I-25	48	723 • 120	Sealing leather cup spring	1	
M1M-SB-I-26		723 • 031	Sealing leather cup	1	
M1M-SB-I-27	49	723 • 005	Starting shaft front bush	1	
M1M-SB-I-28	50	M 6 X 22G B68	Screw	2	
M1M-SB-I-29	51	LA9—G	Reversing screw	1	750D1(BD)A
M1M-SB-I-30	52		Screw	3	M8X1X30 GB68
M1M-SB-I-31	53	723 • 106	Bush	1	
M1M-SB-I-32	54	723 • 107	Spring pin	1	
M1M-SB-I-33	55	750BD • 021	Reverse gear	1	
M1M-SB-I-34	56	750BD • 022	Bush	1	
M1M-SB-I-35	57	750BD • 203	Joint sleeve	1	
M1M-SB-I-36	58	750BD • 204	Adjusting washer	1	
M1M-SB-I-37	59	750BD • 107	Starting mechanism gear	1	
M1M-SB-I-38	60		Rolling stick	59	2X 11.5 GB309
M1M-SB-I-39	61		Bolt	1	M8X1X20 GB21


 CJ750 D1(BD), CJ750 DI (BD)A Speed Changing Box Assembly I					
Module	S/N	Drawing No.	Description	Quantity	Remarks
M1M-SB-I-24	62	8 GB104	Washer	1	
M1M-SB-I-25	63		Rolling stick	59	2 X 15. 8 GB309
M1M-SB-I-26	64	750BD • 106	Starting shaft	1	
M1M-SB-I-27	65	7204 • 406	Starting mechanism brake block	1	
M1M-SB-I-28	66	723 • 034	Speed changing felt	1	
M1M-SB-I-29	67	750BD • 008	Bracket	1	
M1M-SB-I-30	68	750BD • 009	Fixing Fixing pedestal	1	
M1M-SB-I-31	69	0. 8 GB3083	Fuse		
M1M-SB-I-32	70		Screw	2	M6X 16 GB832
M1M-SB-I-33	71	750BD • 005	Washer	1	
M1M-SB-I-34	72	750BD • 001	Medium gear	1	
M1M-SB-I-35	73	750BD • 010	Bush	1	
M1M-SB-I-36	74	750BD • 002	Medium gear shaft	1	
M1M-SB-I-37	75	750BD • 003	Seal	1	
M1M-SB-I-38	76	750BD • 006	Blocking bolt	1	
M1M-SB-I-39	77	723 • 144	First shaft IV --speed gear	1	
M1M-SB-I-40	78	723 • 145	First shaft IV —speed gear key	1	


 CJ750 D1(BD), CJ750 DI (BD)A Speed Changing Box Assembly I					
Module	S/N	Drawing No.	Description	Quantity	Remarks
M1M-SB-I-25	79	750BD • 111	First shaft	1	
M1M-SB-I-25	80	723 • 072	Oil --catch disk	1	
M1M-SB-I-25	81	723 • 012	Roller—bearing	1	12204 GB283
M1M-SB-I-25	82	723 • 029	Crank case front cover washer	1	
M1M-SB-I-25	83	723 • 011	Ball— bearing	1	205. GB276
M1M-SB-I-25	84	723 • 076	Separating bush washer	1	
M1M-SB-I-25	85	723 • 075	First shaft separating bush	1	
M1M-SB-I-25	77-81	750BD • 902	Speed changing box first shaft assembly	1	
M1M-SB-I-25	83-85				
M1M-SB-I-25	32-34	750BD • 902	Speed changing box second shaft assembly	1	
M1M-SB-I-25	36-38				
M1M-SB-I-25	19. 30.				
M1M-SB-I-25	42-43	750BD • 901	Starting mechanism gear and shaft assembly	1	
M1M-SB-I-25	53-59				
M1M-SB-I-25	60				
M1M-SB-I-25					
M1M-SB-I-25					




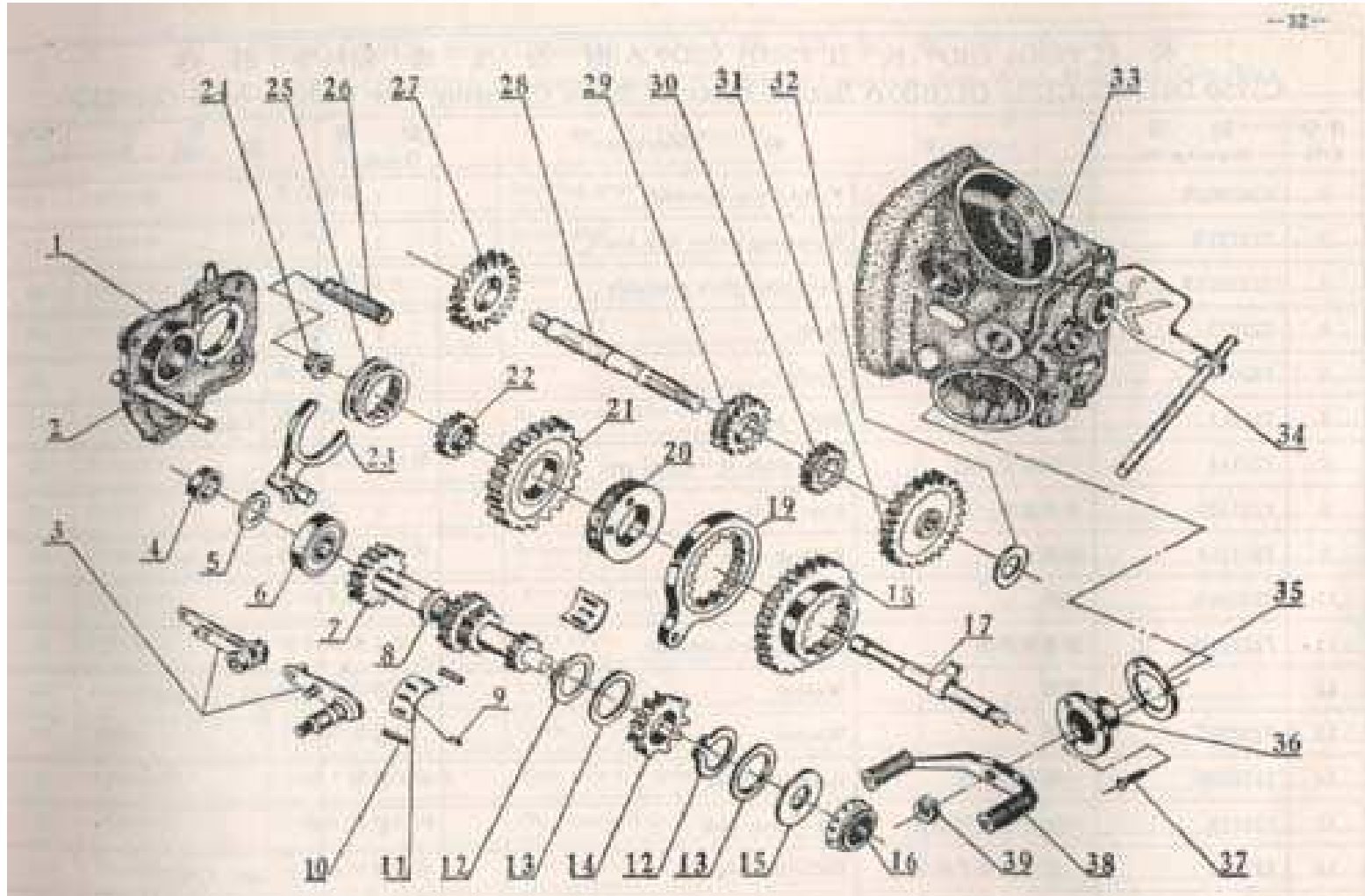
 CJ750 D1(BD), CJ750 DI (BD)A Speed Changing Box Assembly II					
Module	S/N	Drawing No.	Description	Quantity	Remarks
M1M-SB-II-27	1	M6X 16GB68	Screw	1	
M1M-SB-II-27	2	723 • 047	Brake of pawl	1	
M1M-SB-II-27	3	723 • 036	Washer	2	
M1M-SB-II-27	4	723 • 035	oil plug	2	
M1M-SB-II-27	5	750BD • 029	Washer	1	
M1M-SB-II-27	6	750BD • 013	Bush	1	
M1M-SB-II-27	7	750BD • 032	Washer	3	
M1M-SB-II-27	8	M4 X 16GB65	Screw	3	
M1M-SB-II-27	9	723 • 023	Sealing leather cup	2	
M1M-SB-II-27		723 • 011	Sealing leather cup spring	2	
M1M-SB-II-27	10	750BD • 012	Reversing pedal	1	
M1M-SB-II-27	11	M5 GB52	Nut	1	
M1M-SB-II-27	12	750BD • 033	Reversing pedal cover	1	
M1M-SB-II-27	13	5 GB859	Spring washer	1	
M1M-SB-II-27	14	7203 • 807	Stopper	1	
M1M-SB-II-27	15	5 GB848	Washer	1	
M1M-SB-II-27	16	723 • 094	Wedge screw	1	


 CJ750 D1(BD), CJ750 DI (BD)A Speed Changing Box Assembly II					
Module	S/N	Drawing No.	Description	Quantity	Remarks
M1M-SB-II-28	17	4 X 14 GB1096	Bond	1	
M1M-SB-II-28	18	750BD • 014	Cam	1	
M1M-SB-II-28	19	750BD • 015	Plate	1	
M1M-SB-II-28	20	750BD • 031	Reversing plate	1	
M1M-SB-II-28	21	750BD • 030	Bush	1	
M1M-SB-II-28	22	723 • 138	Locking pawl shaft	1	
M1M-SB-II-28	23	723 • 135	Brake crank throw	1	
M1M-SB-II-28	24	723 • 136	Spring stop pin	1	
M1M-SB-II-28	25	723 • 139	Gear shifting holding claw	1	
M1M-SB-II-28	26	723 • 086	Back spring	1	
M1M-SB-II-28	27	723 • 141	Ratchet	1	
M1M-SB-II-28	28	723 • 137	Crank throw retaining pin	1	
M1M-SB-II-28	29	18 GB894	Spring washer	1	
M1M-SB-II-28	30	723 • 140	Crank throw rocker	1	
M1M-SB-II-28	31	8 GB848	Washer	1	
M1M-SB-II-28	32	8 GB859	Spring washer	2	
M1M-SB-II-28	33	M8 X 1GB52	Nut	3	


 CJ750 D1(BD), CJ750 DI (BD)A Speed Changing Box Assembly II					
Module	S/N	Drawing No.	Description	Quantity	Remarks
M1M-SB-II-29	34	750BD • 803	Puller fork assembly	1	
M1M-SB-II-29	35	750BD • 011	Reversing moving stick	1	
M1M-SB-II-29	36	723 • 155	Spacer	1	
M1M-SB-II-29	37	6 GB848	Washer	4	
M1M-SB-II-29	38	6 GB859	Spring washer	5	
M1M-SB-II-29	39	M6X28 GB30	Bolt	4	
M1M-SB-II-29	40	723 • 161	Adjusting washer	1	
M1M-SB-II-29	41	7203 • 813	Pedal assembly	1	
M1M-SB-II-29	42	723 • 132	Drive housing crank case right cover	1	
M1M-SB-II-29	43	723 • 038	Buffer screw plug	1	
M1M-SB-II-29	44	723 • 039	Buffer spring	1	
M1M-SB-II-29	45	723 • 040	Buffer pin	1	
M1M-SB-II-29	46	723 • 042	Buffer pin bush	1	
M1M-SB-II-29	47	723 • 056	Adjusting screw	2	
M1M-SB-II-29	48	723 • 025	Spacer	1	
M1M-SB-II-29	49	723 • 077	Bush	1	
M1M-SB-II-29					


 CJ750 D1(BD), CJ750 DI (BD)A Speed Changing Box Assembly II					
Module	S/N	Drawing No.	Description	Quantity	Remarks
M1M-SB-II-30	50	723 • 008	Sealing leather cup	1	
M1M-SB-II-30		723 • 009	Sealing leather cup spring	1	
M1M-SB-II-30	51	723 • 026	Bush plate	1	
M1M-SB-II-30	52	M5 X 20GB69	Screw	1	
M1M-SB-II-30	53	M6 GB52	Nut	1	
M1M-SB-II-30	54	7203 • 816	Starting pedal	1	
M1M-SB-II-30	55	722 • 088	Disengaging lever chuck ring	1	
M1M-SB-II-30	56	722 • 093	Disengaging lever pin	1	
M1M-SB-II-30	57	723 • 107	Wedge screw	1	...
M1M-SB-II-30	58	723 • 103	Starting pedal rod cover	1	
M1M-SB-II-30	59	2 X 20 GB91	Split cotter	1	
M1M-SB-II-30	60	7203 • 206	Clutch disengaging slide block	1	
M1M-SB-II-30	61	722 • 087	Jaw Sealing ring	1	
M1M-SB-II-30	62	7202 • 810	Axial bearing assembly	1	
M1M-SB-II-30	63	7202 • 211	child, disengaging lever	1	
M1M-SB-II-30	64	722 • 107	Rope	1	
M1M-SB-II-30	65	722 • 082	Sealing felt	1	

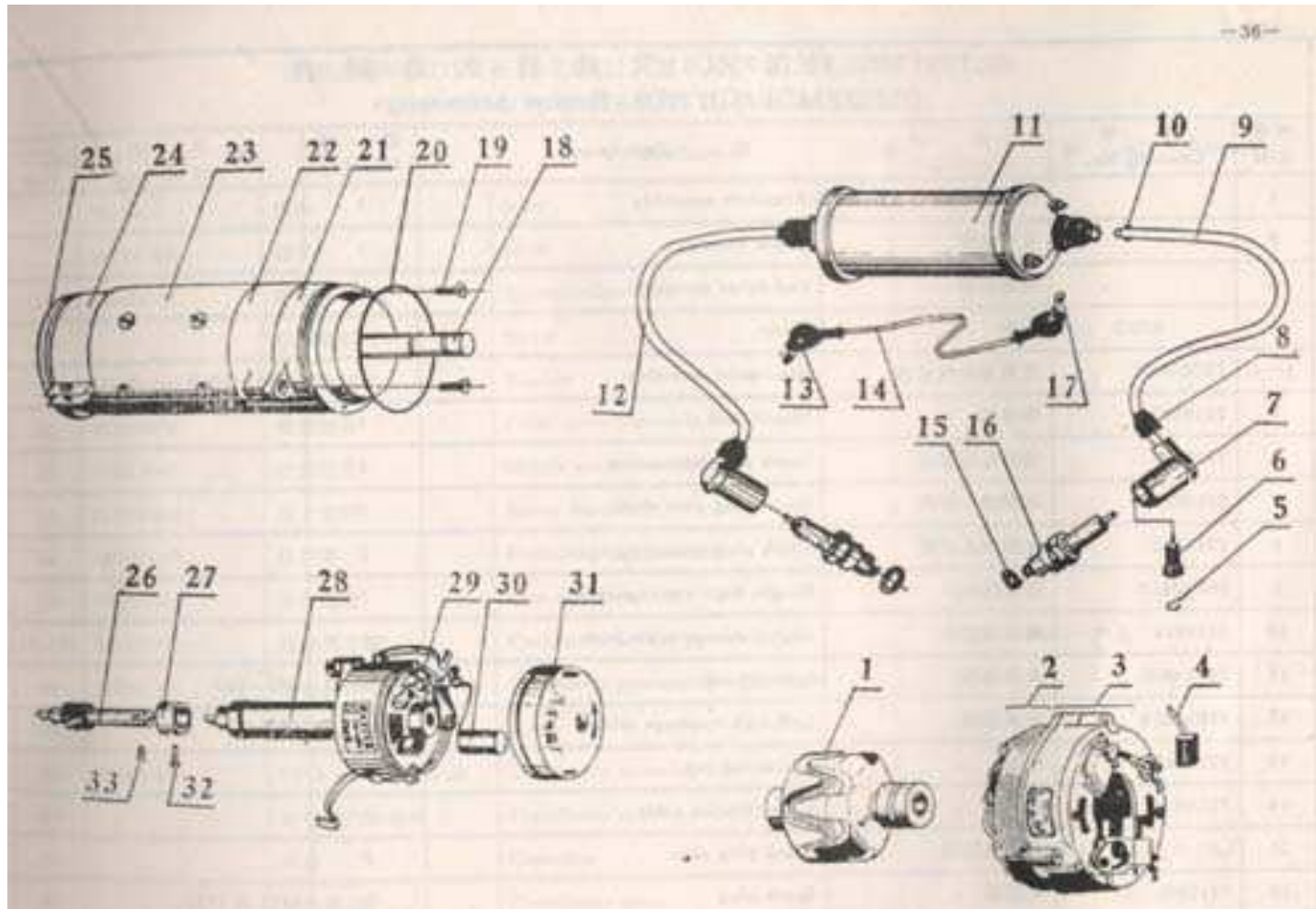
 CJ750 D1(BD), CJ750 DI (BD)A Speed Changing Box Assembly II					
Module	S/N	Drawing No.	Description	Quantity	Remarks
M1M-SB-II-31	66	722 • 081	Disengaging lever	1	
M1M-SB-II-31	67	M6X14GB71	Screw	4	
M1M-SB-II-31	68	7204 • 307	Speed changing fork—ended rod	2	
M1M-SB-II-31	69	M6 X 45GB35	Bolt	1	
M1M-SB-II-31	70	722092B	Disengaging pull lever	1	
M1M-SB-II-31	71	3 X 30GB91	Split cutter	1	
M1M-SB-II-31	72	723 • 078	Nut	1	
M1M-SB-II-31	73	7204 • 240A	Contactork disk	1	
M1M-SB-II-31	74	723 • 126	Sealing leather cup	1	
M1M-SB-II-31		723 • 111	Sealing leather cup spring	1	
M1M-SB-II-31	22-25	7203 • 815	Brake crank throw assembly	1	
M1M-SB-II-31	28				
M1M-SB-II-31	54. 58	7203 • 903	Starting pedal lever assembly	1	
M1M-SB-II-31	22-33				
M1M-SB-II-31	9	7203 • 910	Left cover fitting assembly	1	
M1M-SB-II-31	40-42				
M1M-SB-II-31					





 CJ750 D1(BD), CJ750 DI (BD)A Special Parts Of Speed Changing Box With Reverse Gearbox					
Module	S/N	Drawing No.	Description	Quantity	Remarks
M1M-SR-33	1	7203802B	Front cover assembly	1	
M1M-SR-33	2	723221B	Reversing puller fork shaft	1	
M1M-SR-33	3	7203923B	Reversing plate assembly	1	
M1M-SR-33	4	723075	Bush	1	
M1M-SR-33	5	723076	Washer	1	
M1M-SR-33	6	723011	Ball-bearing	1	205 GB276
M1M-SR-33	7	723144	Frist shaft IV —speed gear	1	
M1M-SR-33	8	723143B	First shaft	1	
M1M-SR-33	9	7201209	Rolling stick	8	Ø7X10 JB2566
M1M-SR-33	10	723209B	Spacer	2	
M1M-SR-33	11	723204B	Rolling stick retainer	2	
M1M-SR-33	12		Washer	2	35 GB894
M1M-SR-33	13	723201B	Washer	2	
M1M-SR-33	14	723202B	Reversing gear	1	
M1M-SR-33	15	723072	Oil—catch disk	1	
M1M-SR-33	16	723012	Roll—bearing	1	12 204 GB283
M1M-SR-33	17	7204401B	Starting shaft	1	


 CJ750 D1(BD), CJ750 DI (BD)A Special Parts Of Speed Changing Box With Reverse Gearbox					
Module	S/N	Drawing No.	Description	Quantity	Remarks
M1M-SR-34	18	723158B	Starting gear	1	
M1M-SR-34	19	723206B	Inner gear	1	
M1M-SR-34	20	7203825B	Gear	1	
M1M-SR-34	21	723207B	Joint gear	1	
M1M-SR-34	22	723208B	Gear	1	
M1M-SR-34	23	723220B	Reversing puller fork	1	
M1M-SR-34	24	723106B	Bush	1	
M1M-SR-34	25	723152	Joint sleeve	1	
M1M-SR-34	26	723105B	Brake spring	1	
M1M-SR-34	27	723148B	II—speed gear	1	
M1M-SR-34	28	723146B	Two shaft	1	
M1M-SR-34	29	723152B	Joint sleeve	1	
M1M-SR-34	30	723151	Gear	1	
M1M-SR-34	31	7203822B	Two axle I—speed gear	1	
M1M-SR-34	32	723073B	Oil—catch disk	1	
M1M-SR-34	33	7203801B	Drive housing crank case assembly	1	
M1M-SR-34	34	7203809B	Speed changing plate and shaft assembly	1	

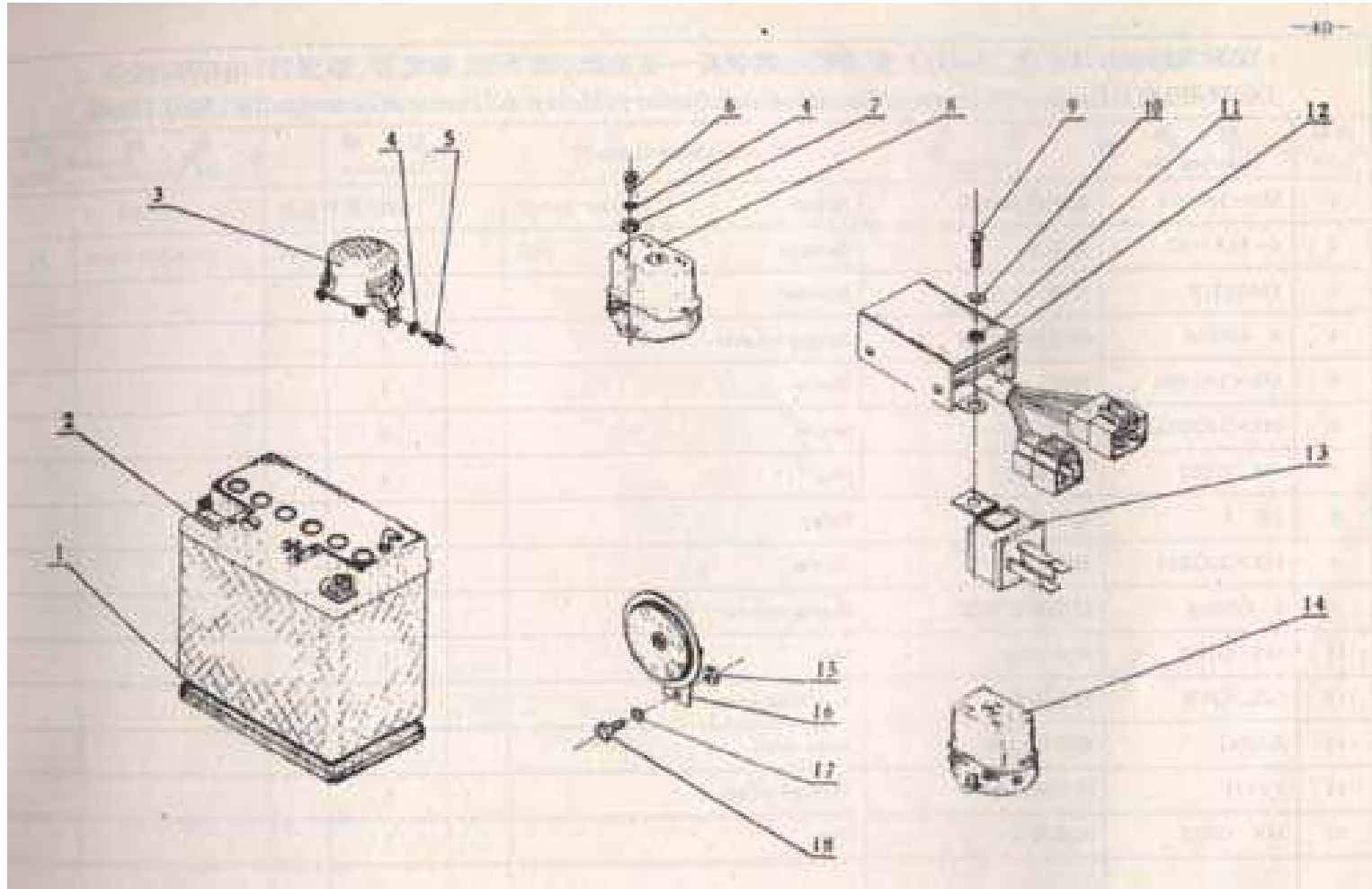
 CJ750 D1(BD), CJ750 DI (BD)A Special Parts Of Speed Changing Box With Reverse Gearbox					
Module	S/N	Drawing No.	Description	Quantity	Remarks
M1M-SR-35	35	723219B	Washer	1	
M1M-SR-35	36	723218B	Reversing fixing disk	1	
M1M-SR-35	37	003304	Screw	3	M6X16 GB68
M1M-SR-35	38	7203922B	Reversing pedal assembly	1	
M1M-SR-35	39	722053	Nut	1	M10X1 GB52




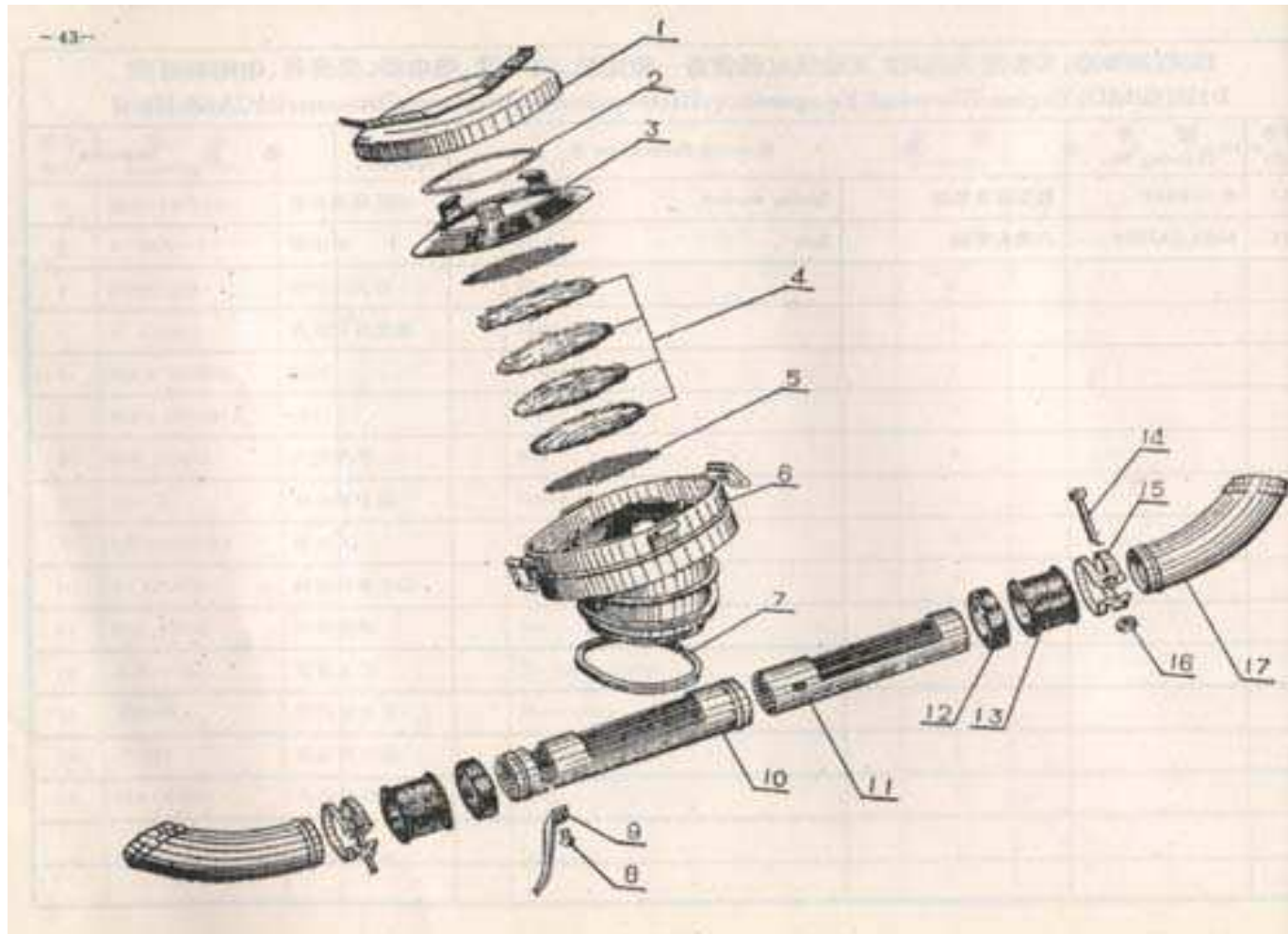
 D1P78FMD1 (CJ750D1) Engine Accessories					
Module	S/N	Drawing No.	Description	Quantity	Remarks
M1M-EC-37	1		Armature assembly	1	
M1M-EC-37	2		Stator assembly	1	
M1M-EC-37	3		End cover assembly	1	
M1M-EC-37	4		Brush	2	
M1M-EC-37	1-4	75D23900	Alternator assembly	1	MJF--280B
M1M-EC-37	5	7218809	Elastic lock	2	
M1M-EC-37	6	7218808	Spark plug joint screw	2	
M1M-EC-37	7	7218811	Spark plug joint shell	2	
M1M-EC-37	8	7218802	Spark plug protecting cap	2	
M1M-EC-37	9	75E18812	Right high—voltage cable	1	
M1M-EC-37	10	7218840	High—voltage cable joint	2.	
M1M-EC-37	11	75F14900	Ignition coil	1	DQ-107
M1M-EC-37	12	75E18810	Left high—voltage cable	1	
M1M-EC-37	13	7218842	Protecting cap	2	
M1M-EC-37	14	75D16101	Low—tension cable	1	
M1M-EC-37	15		Spark plug shim	2	
M1M-EC-37	16	7215900	Spark plug	2	4114 -- 4115


 D1P78FMD1 (CJ750D1) Engine Accessories					
Module	S/N	Drawing No.	Description	Quantity	Remarks
M1M-EC-38	17	7218841	Joint	1	
M1M-EC-38		7218841A	Joint		
M1M-EC-38	18	75D24601	Transmission shaft	1	
M1M-EC-38	19		Screw	2	M6 X 16 GB68
M1M-EC-38	20	75D24102	Washer	1	
M1M-EC-38	21	75D24802	Front cover assembly	1	
M1M-EC-38	22	75D24801	Middle cover assembly	1	
M1M-EC-38	23	75D24902	Stator assembly	1	
M1M-EC-38	24	75F24107	7 Protecting cap assembly	1	
M1M-EC-38	25	75D24903	Rear cover assembly	1	
M1M-EC-38	18-25	75D24900A	Electrical machinery assembly	1	MZQ-07A
M1M-EC-38	26	751D01108	Distributor transmission gear shaft	1	
M1M-EC-38	27		Bush	1	
M1M-EC-38	28	75D25900	Distributor assembly	1	
M1M-EC-38	29		Distributor contact plate/rocker arm assy	1	
M1M-EC-38	30		Capacitor	1	DR203 0.23-0.28µF
M1M-EC-38	31		Distributor cover	1	

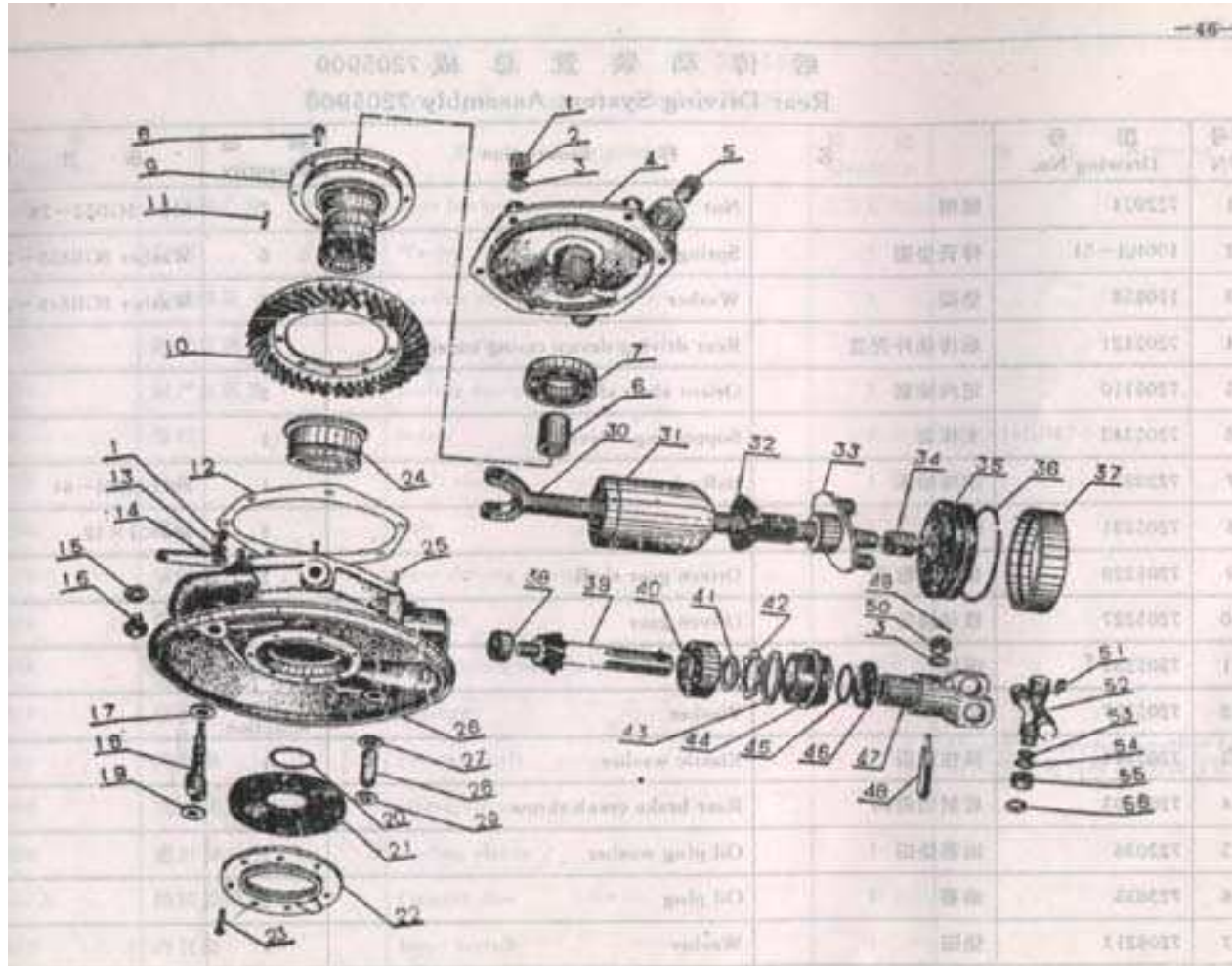
	D1P78FMD1 (CJ750D1) Engine Accessories				
Module	S/N	Drawing No.	Description	Quantity	Remarks
M1M-EC-39	32		Rivet	1	4X22 GB867
M1M-EC-39	33		Pin	1	4X12 GB119
M1M-EC-39	13.14 17	75D16901	Low—tension cable	1	
M1M-EC-39	5-8. 10 12	75D18901	Left—voltage cable	1	
M1M-EC-39	5-10	75D18902	Right—voltage cable	1	
M1M-EC-39					
M1M-EC-39					
M1M-EC-39					
M1M-EC-39					
M1M-EC-39					
M1M-EC-39					
M1M-EC-39					
M1M-EC-39					
M1M-EC-39					
M1M-EC-39					





 D2P78FMD1 Engine Electrical Equipment - Battery,Relay Adjuster, Commutator, And Horn					
Module	S/N	Drawing No.	Description	Quantity	Remarks
M1M-EE-41	1	M8 - 18003A	Spacer	1	
M1M-EE-41	2	6-MA-32	Battery	1	
M1M-EE-41	3	FMS121B	Flasher	1	
M1M-EE-41	4	6 GB859	Spring washer	4	
M1M-EE-41	5	M6 X 10GB66	Screw	1	
M1M-EE-41	6	M6X 12GB818	Screw	3	
M1M-EE-41	7	M6 GB52	Nut	3	
M1M-EE-41	8	JN 3	Relay	1	
M1M-EE-41	9	M5 X 20GB66	Screw	2	
M1M-EE-41	10	5 GB859	Spring washer	2	
M1M-EE-41	11	M5 GB52	Nut	2	
M1M-EE-41	12	GZL-86B	Si—commutator	1	
M1M-EE-41	13	JD194J	Horn relay		
M1M-EE-41	14	FT 111	Voltage adjuster	1	
M1M-EE-41	15	M8 GB52	Nut	1	
M1M-EE-41	16	DL90A/12V	Horn	1	





 Air Intake System					
Module	S/N	Drawing No.	Description	Quantity	Remarks
M1M-AI-44	1	7201802	Air filter cover combination	1	
M1M-AI-44	2	721043	Clip ring	1	
M1M-AI-44	3	721041	Air filter barrier	1	
M1M-AI-44	4	721047	Air filter extender	4	
M1M-AI-44	5	721040	Air filter net	2	
M1M-AI-44	6	7201801	Air filter body combination	1	
M1M-AI-44	7	721057	Felt	1	
M1M-AI-44	8	721066	Rivet	1	5X8GB109-76
M1M-AI-44	9	721067	Air valve rod	1	
M1M-AI-44	10	721063	Air valve outer pipe	1	
M1M-AI-44	11	721065	Air valve inner pipe	1	
M1M-AI-44	12	721075	Valve outside pipe sealing ring	2	
M1M-AI-44	13	721077	Air intake pipe sealing ring	4	M6X30GB67-76
M1M-AI-44	14	721081	Screw	4	
M1M-AI-44	15	721071	Air valve attachment clip	4	
M1M-AI-44	16		Nut	4	M6GB39-76
M1M-AI-44	17	721130	Air intake pipe	2	

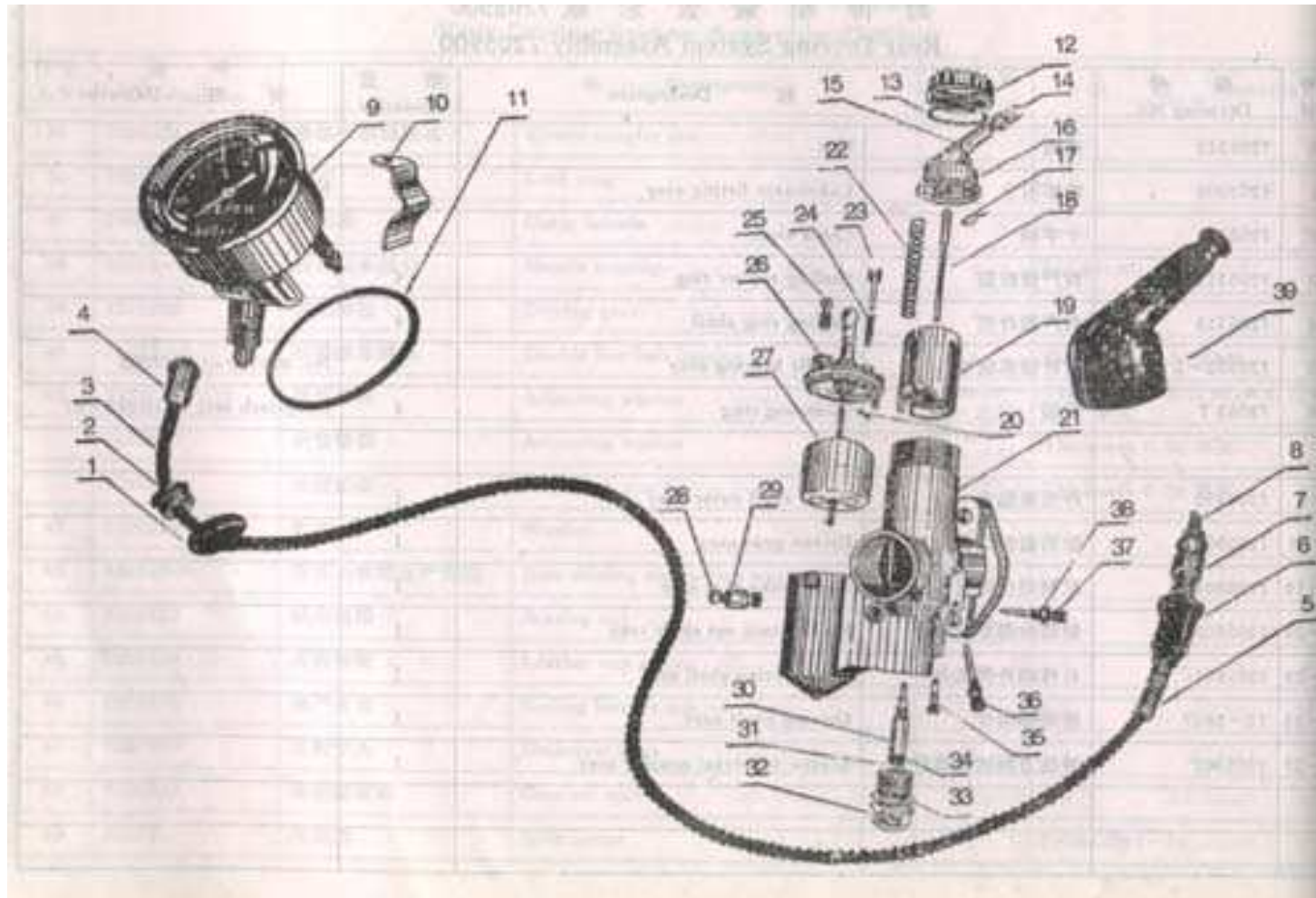



 Rear Driving System Assembly 7205900					
Module	S/N	Drawing No.	Description	Quantity	Remarks
M1M-RD-47	1	722024	Nut	7	M8X1GBB52-76
M1M-RD-47	2	100-51	Spring washer	6	Washer 8GB859-76
M1M-RD-47	3	110858	Washer	7	Washer 8GB848-76
M1M-RD-47	4	7205121	Rear driving device casing cover	1	
M1M-RD-47	5	7205110	Orient shaft sleeve	2	
M1M-RD-47	6	7205343	Supporting sleeve	1	
M1M-RD-47	7	722021	Ball—bearing	1	207GB276-64
M1M-RD-47	8	7205231	Bolt	8	M8X1X12
M1M-RD-47	9	7205229	Driven gear slltell	1	
M1M-RD-47	10	7205227	Driven gear	1	
M1M-RD-47	11	7505238	Needle	45	
M1M-RD-47	12	7205107	Washer	for selection	measure thickness and play
M1M-RD-47	13	7205344	Elastic washer	1	
M1M-RD-47	14	7205603	Rear brake crank throw	1	
M1M-RD-47	15	723036	Oil plug washer	2	
M1M-RD-47	16	723035	Oil plug	2	
M1M-RD-47	17	7206213	Washer	1	


 Rear Driving System Assembly 7205900					
Module	S/N	Drawing No.	Description	Quantity	Remarks
M1M-RD-48	18	7205340	Rear brake cam	1	
M1M-RD-48	19	7205341	Washer	1	
M1M-RD-48	20	7205114	Leather cup spring	1	
M1M-RD-48	21	7205113	Sealing cup	1	
M1M-RD-48	22	7205116	Sealing cup cover	1	
M1M-RD-48	23	K0163	Screw	7	M5X14GB67-76
M1M-RD-48	24	7205104	Shaft sleeve	1	
M1M-RD-48	25	7205346	Bolt	6	
M1M-RD-48	26	7205101	Rear driving casing	1	
M1M-RD-48	27	7206204	Washer	1	
M1M-RD-48	28	7205336	Brake block set shaft	1	
M1M-RD-48	29	7203337	Washer	1	
M1M-RD-48	30	7205301	Driving shaft	1	Should he ordered together with S/N33
M1M-RD-48	31	7205806	Universal joint cap assy	1	
M1M-RD-48	32	7205306	Sealing sleeve	1	
M1M-RD-48	33	7205307A	Coupler disc	1	
M1M-RD-48	34	7205342	Inner ferrule	1	


 Rear Driving System Assembly 7205900					
Module	S/N	Drawing No.	Description	Quantity	Remarks
M1M-RD-49	35	7205324	Elastic coupler disc	1	
M1M-RD-50	36	7205329	Lock ring	1	
M1M-RD-51	37	7205328	Outer ferrule	1	
M1M-RD-52	38	72052-1	Needle bearing	1	No.874601
M1M-RD-53	39	7205202	Driving gear	1	
M1M-RD-54	40	72052-2	Double line ball bearing	1	No. 86704 or 3056304
M1M-RD-55	41	7205318-322	Adjusting washer	For selection	Thickness 0.8, 0.95, 0.4, 1.1, 1.15
M1M-RD-56		7205325	Adjusting washer	For selection	Thickness 0.55
M1M-RD-57		7205330	Adjusting washer	For selection	Thickness 0.70
M1M-RD-58	42	7205214A	Washer	1	
M1M-RD-59	43	7205224A	Rear driving nut sealing washer	1	
M1M-RD-60	44	7205223	Bearing nut	1	
M1M-RD-61	45	7205339	Leather cup spring	1	
M1M-RD-62	46	7205338	Sealing leather cup	1	
M1M-RD-63	47	7205309	Universal joint	1	
M1M-RD-64	48	7205323	Gear set screw	1	
M1M-RD-65	49	53514	Split cotter	1	2 X 20GB91-76

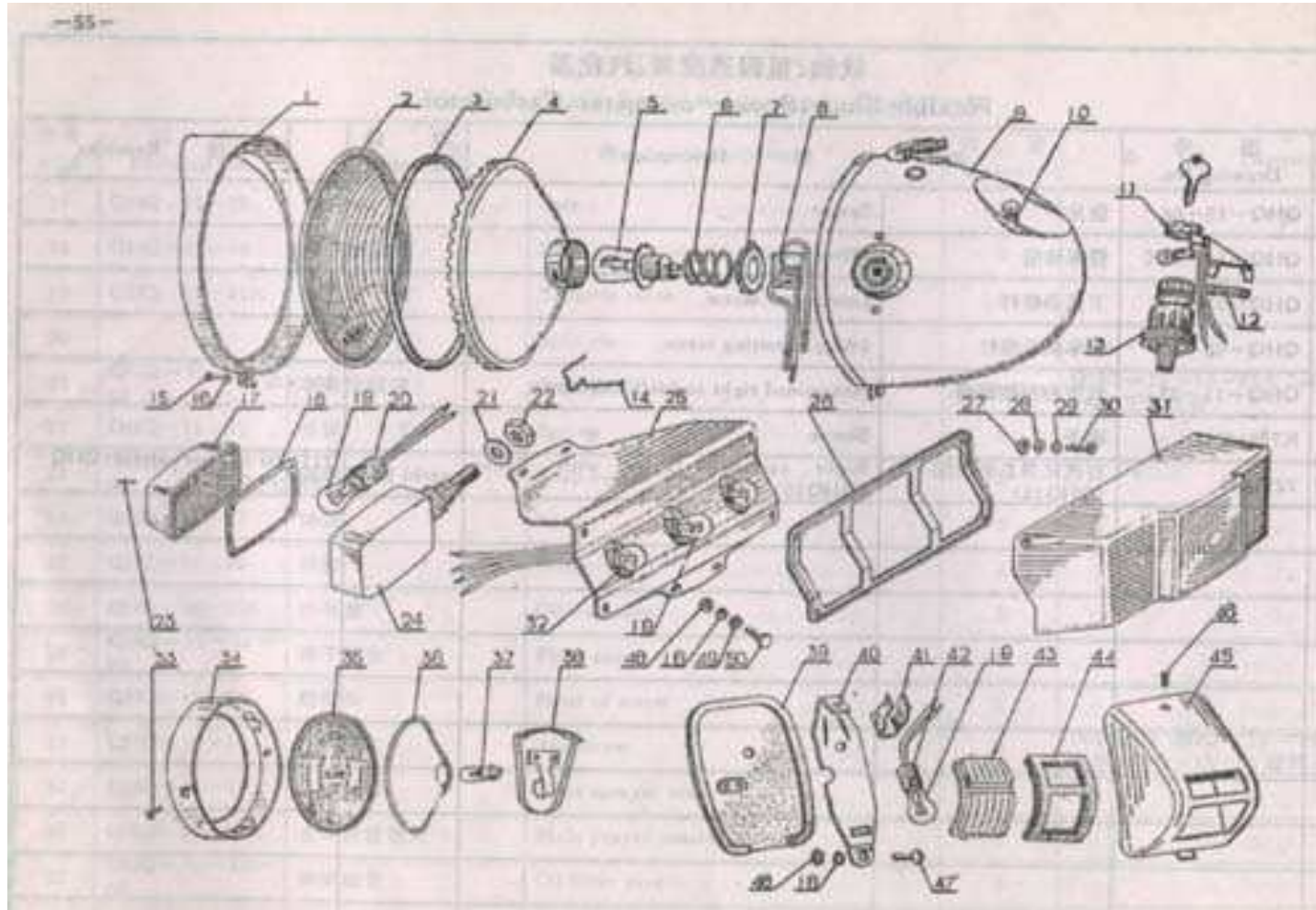
 Rear Driving System Assembly 7205900					
Module	S/N	Drawing No.	Description	Quantity	Remarks
M1M-RD-50	50	7205345	Nut	1	
M1M-RD-50	51	7203806	Lubricator fitting assy	2	M6 X 1JB273-60
M1M-RD-50	52	7205311	Cross shaft	1	
M1M-RD-50	53	7205312	Sealing rubber ring	4	
M1M-RD-50	54	7205313	Sealing ring shell	4	
M1M-RD-50	55	720553-2	Needle bearing assy	4	No. 904700 or 904700S
M1M-RD-50	56	720537	Clamping ring	4	Labyrinth seal 19GB893-67
M1M-RD-50					
M1M-RD-50	4-5	7205803	Outer shell cover assy	1	
M1M-RD-50	7-10	7205901	Driven gear assy	1	
M1M-RD-50	18-19	7205804	Rear brake cam assy	1	
M1M-RD-50	28-29	7205805	Brake block set shaft assy	1	
M1M-RD-50	24-29	7205801	Rear driving shell assy	1	
M1M-RD-50	30-33	72-5807	Driving shaft assy	1	
M1M-RD-50	34-37	7205902	Elastic universal coupler assy	1	




 Flexible Shaft, Speed-odometer, Carburettor					
Module	S/N	Drawing No.	Description	Quantity	Remarks
M1M-OC-52	1	M72- 1	Dust—proof sleeve	1	
M1M-OC-52	2	54-403	Nut	1	
M1M-OC-52	3	54-2500	Flexible pipe	1	
M1M-OC-52	4	54-304	Flare connector	1	
M1M-OC-52	5		Spring	1	
M1M-OC-52	6	M72-2	Dust—proof sleeve	1	
M1M-OC-52	7	54-313	Moveable joint	1	Inside with 54-330 flexible shaft assy 54-330
M1M-OC-52	8	74-610	Flat square head		
M1M-OC-52	1-8	54-46	Speed-odometer flexible shaft ass	1	8-38
M1M-OC-52	9	ML-160	Speed—odometer	1	
M1M-OC-52	10	7226101	Clamp with speed—odometer	2	
M1M-OC-52	11	72261	Sealing washer	1	
M1M-OC-52	12	QHQ-15-18K	Nut	2	
M1M-OC-52	13	QHQ-15-20	Spacer	2	
M1M-OC-52	14	QHQ-15-22	Pipe connector	2	
M1M-OC-52	15	QHQ-15-11	Upper stop screw	2	
M1M-OC-52	16	QHQ-15-19AK	Right cover	each 1	QHQ-15-19K Left cover

 Flexible Shaft, Speed-odometer, Carburettor					
Module	S/N	Drawing No.	Description	Quantity	Remarks
M1MOC-53	17	QHJ-15-28	Cam	2	
M1MOC-53	18	QHJ-15-02	Main sprayer nozzle needle	2	
M1MOC-53	19	QHJ-15—01K	Throttle valve	2	
M1MOC-53	20		Split pin	2	GB91-58
M1MOC-53	21	QHJ-15-10-01	Right Shell assy	each 1	QHJ-15-10-01A Left Shell assy
M1MOC-53	22	QHJ-15-21	Spring	2	
M1MOC-53	23	QHJ-15-20-00	Snap button assy	2	
M1MOC-53	24	QHJ-15-17	Spring	2	
M1MOC-53	25	QHJ-15-24	Screw	4	
M1MOC-53	26	QHJ-15-03K	Oil cup cover	2	
M1MOC-53	27	QHJ-15-30-00	Float assy	2	
M1MOC-53	28	QHJ-15-16	Head of screw	2	
M1MOC-53	29	QHJ-15-14	Air screw	2	Including QHJ-15-15 filter
M1MOC-53	30	QHJ-15-04	Main sprayer nozzle	2	
M1MOC-53	31	QHJ-15-05K	Main prayer nozzle screw	2	
M1MOC-53	32	QHJ-15-40-00	Oil filter assy	2	
M1MOC-53	33	QHJ-15-23	Spacer	2	


 Flexible Shaft, Speed-odometer, Carburettor					
Module	S/N	Drawing No.	Description	Quantity	Remarks
M1M-OC-54	34	QHJ-15-06	Spacer	2	
M1M-OC-54	35	QHJ-5-07K	Idling nozzle	2	
M1M-OC-54	36	QHJ-15-12	Lower stor screw	2	
M1M-OC-54	37	QHJ-15-10	Idling adjusting screw	2	
M1M-OC-54	38	QHJ-15-27	Hexagonal right and left link screw	8	M6X0.75
M1M-OC-54	39	K7211325	Sleeve	2	
M1M-OC-54	12-38	7211902	Right carburetor assy with figure (QHJ15)	each 1	7211901 left carburettor QHJ15

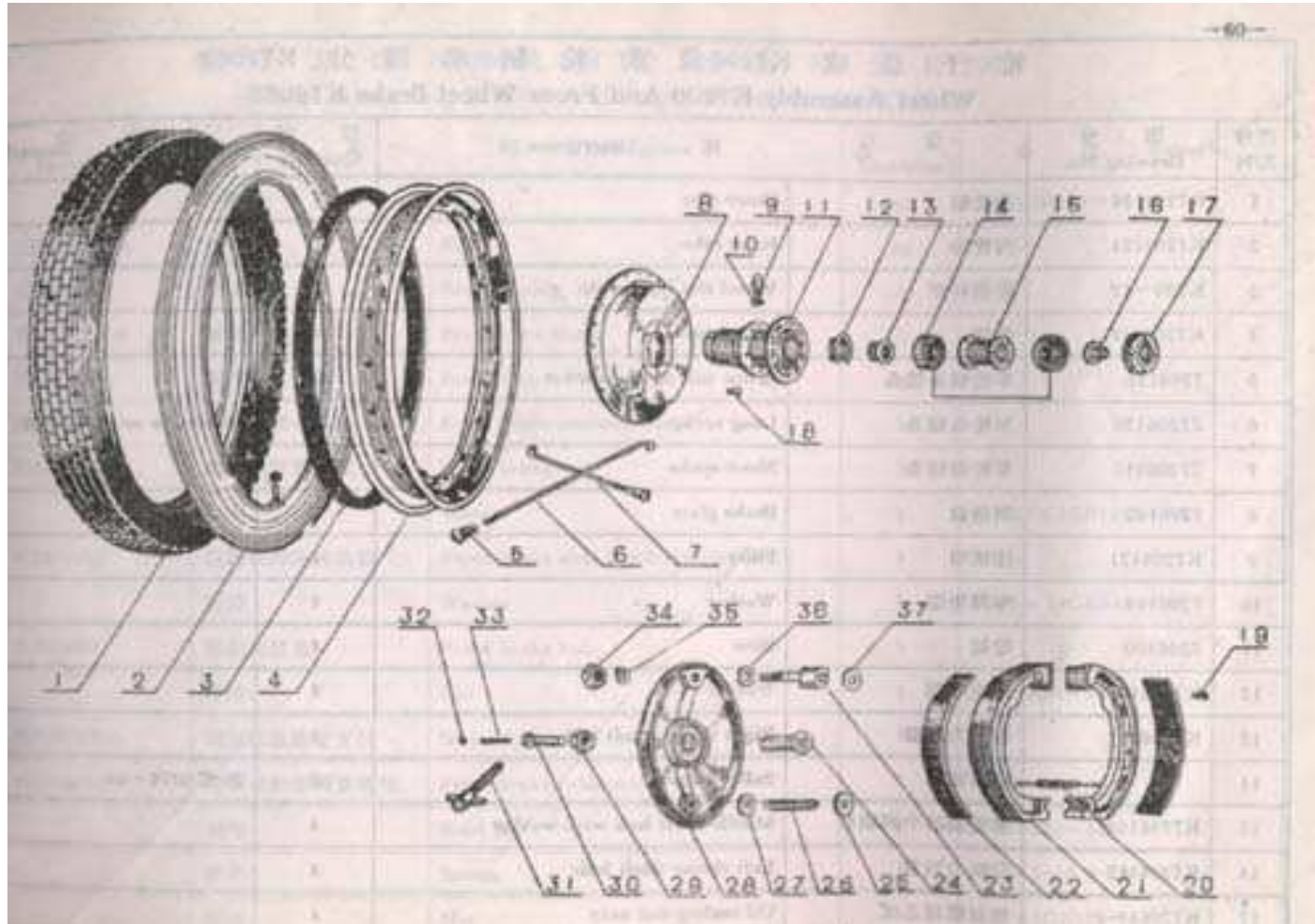



 Lighting					
Module	S/N	Drawing No.	Description	Quantity	Remarks
M1M-LG-56	1	WD170M-2-11000	Lamp loop assy	1	
M1M-LG-56	2	WD170M-2-12001	Parabolic mirror	1	
M1M-LG-56	3	WD170M-2-12002	Sealing pad	1	
M1M-LG-56	4	WD170M-2-12100	Reflector glass and lamp head	1	
M1M-LG-56	5	6V35/ 25W	Bulb	1	
M1M-LG-56	6	DT-4002	Ø42 lamp head spring	1	
M1M-LG-56	7	DT-6101	Bulb cartridge		
M1M-LG-56	8	DT-8701	Socket	1	
M1M-LG-56	9	WD170M-2-20000	Lamp shell assy	1	including 10-13
M1M-LG-56	10	WD170M-2-24000	Speed-odometer assy	1	
M1M-LG-56	11	WD170M-2-23000	Switching arrangement assy	1	including 12
M1M-LG-56	12	15A 6X30	Fuse	1	
M1M-LG-56	13	JK414	Ignition cock	1	
M1M-LG-56	14	DT-4302	NUMBER 2 gib	8	
M1M-LG-56	15		Screw	1	M6 X 20GB945-76
M1M-LG-56	16		Spring washer	7	Washer 6GB93-76
M1M-LG-56	17	7218610	Lamp cap	2	


 Lighting					
Module	S/N	Drawing No.	Description	Quantity	Remarks
M1M-LG-57	18	7218609	Spacer	2	
M1M-LG-57	19	QT 6-21/6-3	Buib	4	
M1M-LG-57	20	7218606	Bouble line lamp head	2	
M1M-LG-57	21		Washer	2	Washer 12GB95-76
M1M-LG-57	22		Nut	2	M12GB95-76
M1M-LG-57	23		Screw	8	M3X12 GB69--76
M1M-LG-57	24	7218607	Body assy	2	
M1M-LG-57	25	7218681	Lamp jack	1	
M1M-LG-57	26	7218687	Rubber pad	1	
M1M-LG-57	27		Nut	4	M4GB52-76
M1M-LG-57	28		Washer	4	Washer 4GB97-76
M1M-LG-57	29		Spring washer	4	Washer 40GB93 -76
M1M-LG-57	30		Screw	4	M4X25GB65-76
M1M-LG-57	31	7218684	Stop lamp cap	1	
M1M-LG-57	32	QT6-3	Bulb	2	
M1M-LG-57	33		Screw	1	M4 X 6GB67-76
M1M-LG-57	34	9108821	Side car front lamp cover	1	


Lighting					
Module	S/N	Drawing No.	Description	Quantity	Remarks
M1M-LG-58	35	9108832A	Side car front lamp	1	
M1M-LG-58	36	9108831	Reflector glass cover	1	
M1M-LG-58	37	6-8V 3w	Bulb	1	
M1M-LG-58	38	9108840	Side car front lamp jack	1	
M1M-LG-58	39	SG7220303A	Sealing ring	1	
M1M-LG-58	40	SG7220201	Jack	1	
M1M-LG-58	41	SG7220206	Lamp clip	1	
M1M-LG-58	42	1158 Type	Double leg lamp jack	1	
M1M-LG-58	43	SG7220208	Filter	1	
M1M-LG-58	44	SG7220207	Washer	1	
M1M-LG-58	45	SG7220202	Lamp cap	1	
M1M-LG-58	46		Screw	1	M4 X 8GB67 —76
M1M-LG-58	47		Screw	2	M6X14GB67-76
M1M-LG-58	48		Nut	6	M6GB52-76
M1M-LG-58	49		Washer	4	Washer 6G13848-76 MA
M1M-LG-58	50		Screw	4	M6X12GB30-76
M1M-LG-58	1-16	WD170M-2-0000	Front lamp assy	1	

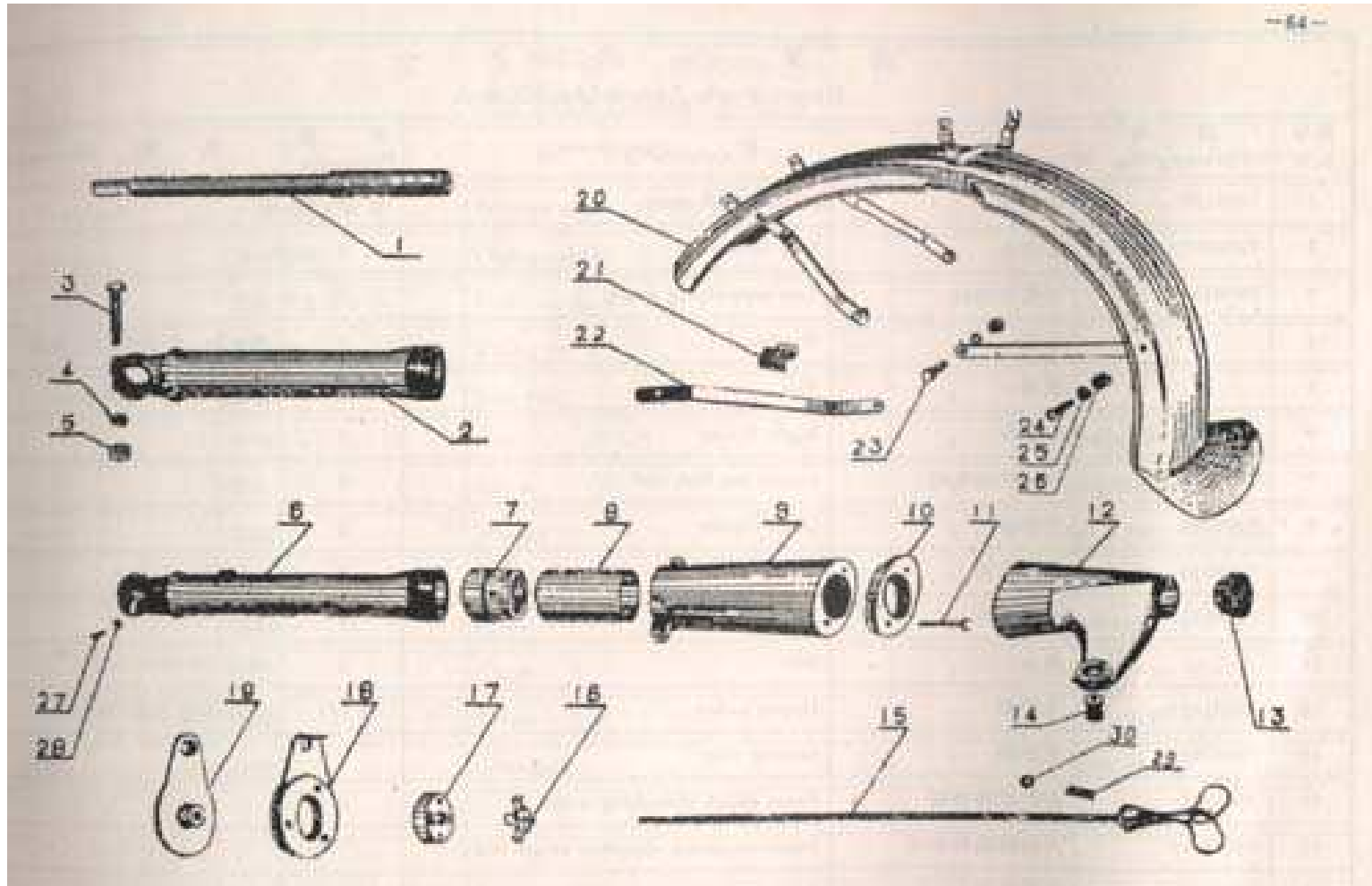
 Lighting					
Module	S/N	Drawing No.	Description	Quantity	Remarks
M1M-LG-59	17-24	7218600	Front left, right direction indicator	2	
M1M-LG-59	25-32	7218680	Rear lamp	1	
M1M-LG-59	33-37	9108820A	Side car front lamp fig	1	
M1M-LG-59	40-48	SG7220200	Rear lamp	1	





 Wheel Assembly K7206 And Front Wheel Brake K72062					
Module	S/N	Drawing No.	Description	Quantity	Remarks
WB-61	1	K7206126	Outer tyre	4	
M1M-WB-61	2	K7206124	Inner tube	4	
M1M-WB-61	3	K720-12	Wheel rim filler strip	4	
M1M-WB-61	4	K7206117	Wheel rim	4	
M1M-WB-61	5	7206125	Screw nail on the spokes	160	ordered in set
M1M-WB-61	6	Z7206120	Long spoke	80	
M1M-WB-61	7	Z7206115	Short spoke	80	
M1M-WB-61	8	7206102	Brake plate	4	
M1M-WB-61	9	K7206121	Filler	4	
M1M-WB-61	10	7206104	Washer	4	
M1M-WB-61	11	7206100	Boss	4	
M1M-WB-61	12	K7206109	Washer	4	
M1M-WB-61	13	K7206111	Right thrust shaft hub	4	
M1M-WB-61	14		Bail-bearing	8	204GB276-64
M1M-WB-61	15	K7206108	Middle shaft hub with washer	4	
M1M-WB-61	16	K7206112	Left thrust shaft hub	4	
M1M-WB-61	17	K72061—2	Oil sealing nut assy	4	

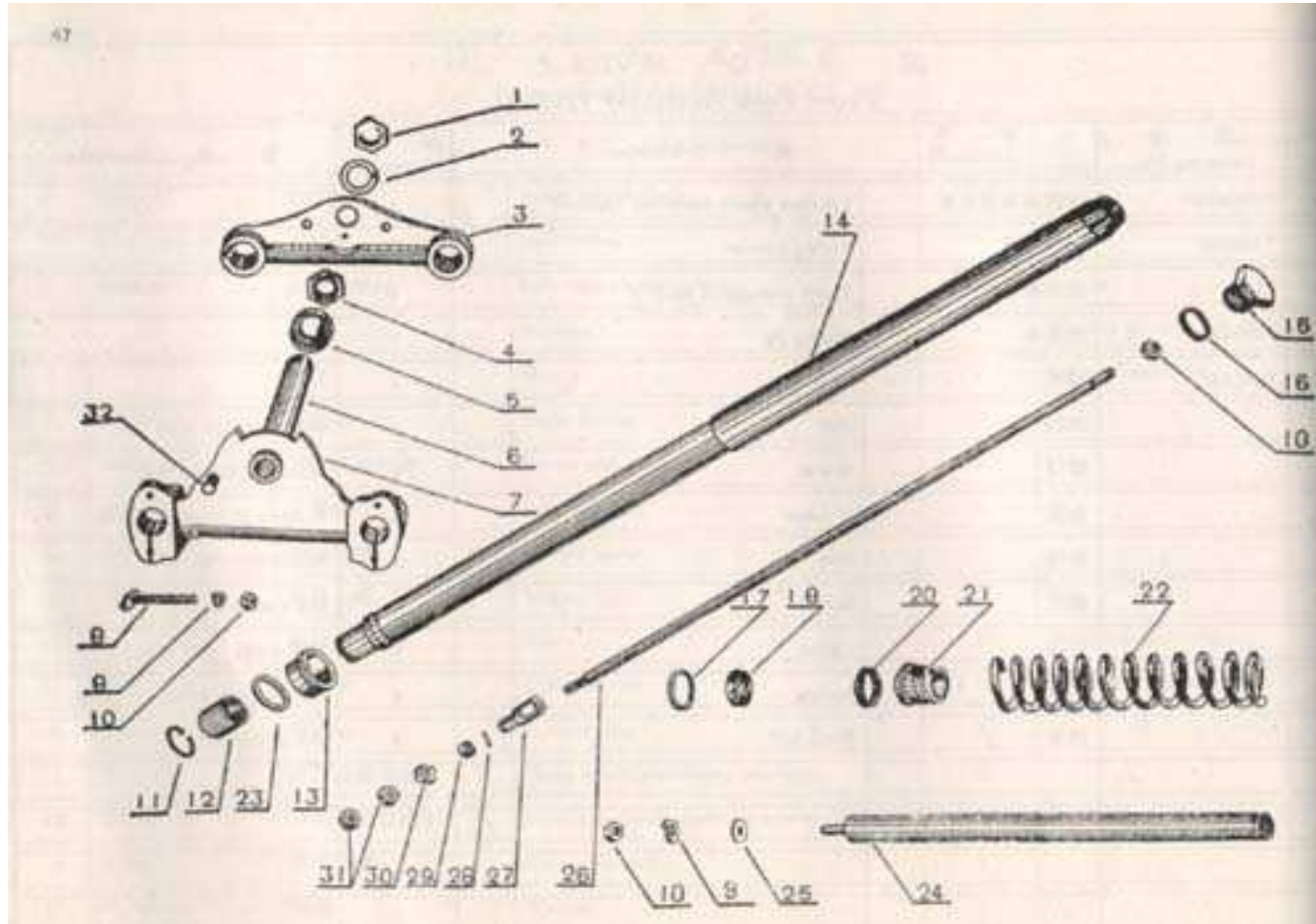
 Wheel Assembly K7206 And Front Wheel Brake K72062					
Module	S/N	Drawing No.	Description	Quantity	Remarks
M1M-WB-62	18		Rivet	32	5X 16GB863-76
M1M-WB-62	19	7206217—A	Rivet	36	
M1M-WB-62	20	K7206223	Brake spring	4	
M1M-WB-62	21	7206221—A	Brake shoe block	4	
M1M-WB-62	22	7206218	Brake tape	4	
M1M-WB-62	23	K7206211	Front brake eccentric cam	1	
M1M-WB-62	24	K7206206	Front brake hub	1	
M1M-WB-62	25		Washer	1	10X20X1GB1018 —76
M1M-WB-62	26	K7206202	Front brake shoe block rotatory shaft	1	
M1M-WB-62	27		Washer	1	Washer 14GB848-76
M1M-WB-62	28	K7206207	Front brake hub	1	
M1M-WB-62	29		Nut	1	M10GB54 — 76
M1M-WB-62	30	K7206224A	Screw fixing fulcrum	1	
M1M-WB-62	31	K7206228—A	Front brake cable screw	1	
M1M-WB-62	32		Steel ball	1	Ø4GB308-64
M1M-WB-62	33		Spring	1	HB3-1-0.8-4-9
M1M-WB-62	34		Nut	1	M10X1GB52-76


 Wheel Assembly K7206 And Front Wheel Brake K72062					
Module	S/N	Drawing No.	Description	Quantity	Remarks
M1M-WB-63	36		Washer	1	Washer 10GB859-76
M1M-WB-63	36		Washer	1	Washer 12GB97-76
M1M-WB-63	37	K7206209	Front brake cam bump	1	
M1M-WB-63					
M1M-WB-63	4-18	K72061-1	Wheel	4	
M1M-WB-63	8-11	7206103	Hub with brake plate	4	Including rivet 18
M1M-WB-63	21-22	72062	Brake shoe block assy	2	Including rivet 19
M1M-WB-63	19-37	K72062	Brake hub with brake shoe	1	




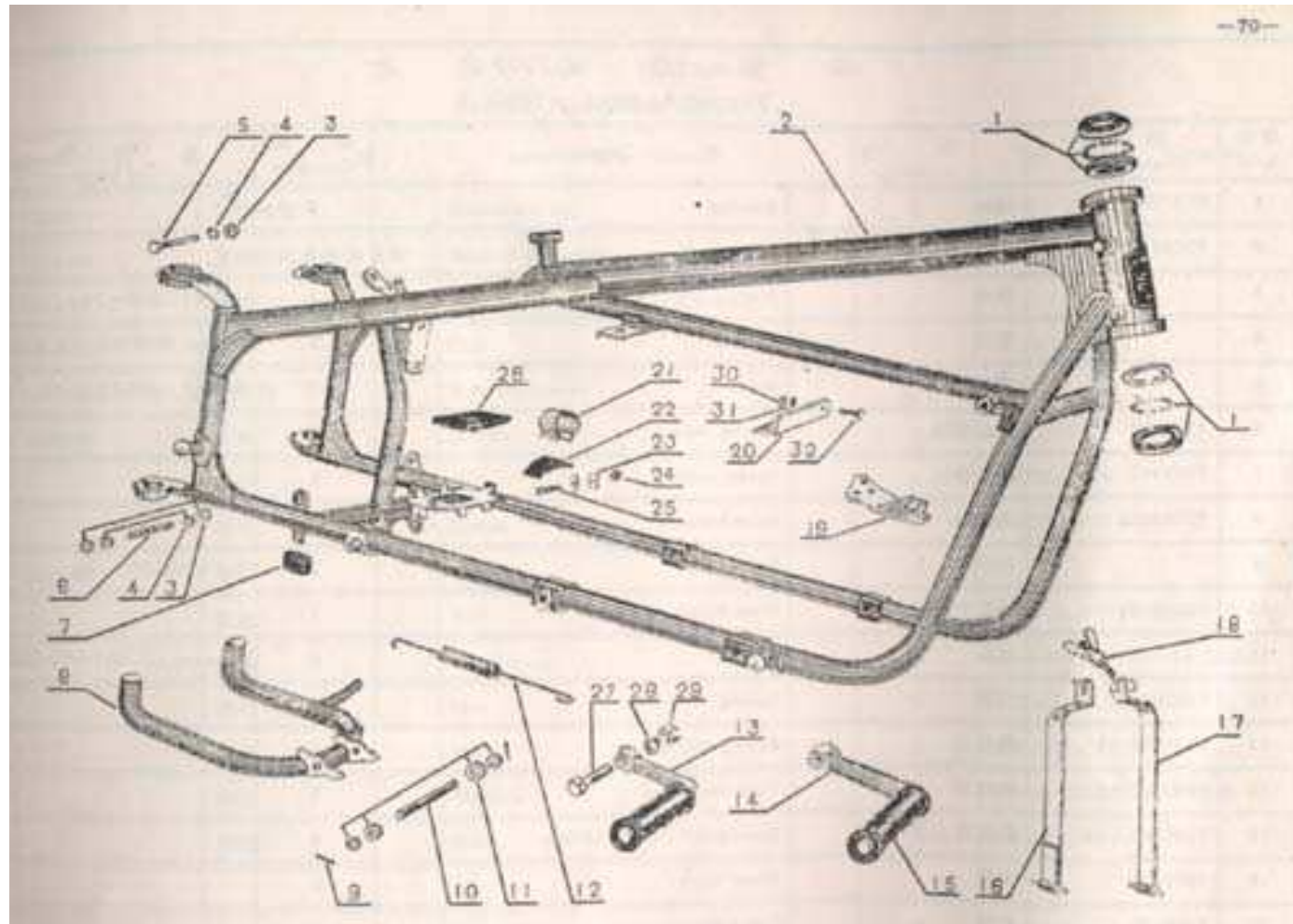
 Front Fork Assembly 7208 I					
Module	S/N	Drawing No.	Description	Quantity	Remarks
M1M-FF-I-65	1	7206127	Front wheel shaft	1	
M1M-FF-I-65	2	7208109-L	Left fitting	1	
M1M-FF-I-65	3	7208111	Left pipe sleeve crew	1	Washer 8GB93— 76
M1M-FF-I-65	4		Washer	1	
M1M-FF-I-65	5		Nut	1	M8X1GB52-76
M1M-FF-I-65	6	7208107-R	Right fitting	1	
M1M-FF-I-65	7	7208219	Lower cap link nut	2	
M1M-FF-I-65	8	7208124	Lower jacket	2	
M1M-FF-I-65	9	7208131	Middle jacket	2	
M1M-FF-I-65	10	7208215	Spring	2	
M1M-FF-I-65	11		Bolt	4	M6X32GB32-76
M1M-FF-I-65	12	7208142A	Upper jacket	2 1/1	Including 7308141
M1M-FF-I-65	13	7208157	Sealing ring	2	
M1M-FF-I-65	14	7308141	Front shock absorbing washer	2	
M1M-FF-I-65	15	72083-1	Direction shock absorber screw rod	1	
M1M-FF-I-65	16	7208317	Spring washer	1	
M1M-FF-I-65	17	7208316	Washer	1	


 Front Fork Assembly 7208 I					
Module	S/N	Drawing No.	Description	Quantity	Remarks
M1M-FF-I-66	18	7208320A	Friction shock absorber support	1	
M1M-FF-I-66	19	7208305	Fixing spacer	1	
M1M-FF-I-66	20	72084-1	Front mudguard assy	1	
M1M-FF-I-66	21	7208430	Fixing jig	1	
M1M-FF-I-66	22	7208434	jack stay	4	
M1M-FF-I-66	23		Bolt	4	M6X16GB30-76
M1M-FF-I-66	24		Screw	4	M6X14GB67-76
M1M-FF-I-66	25		Washer	8	Washer 6GB-76
M1M-FF-I-66	26		Nut	8	M6GB52-76
M1M-FF-I-66	27		Screw	2	M6X8GB67-76
M1M-FF-I-66	28		Collar	2	HB1-501-6X12X1
M1M-FF-I-66	29		Spring	2	HB1-1-0.8-5--11.6
M1M-FF-I-66	30		Steel ball	2	Ø5.5GB308-64
M1M-FF-I-66					
M1M-FF-I-66					
M1M-FF-I-66					
M1M-FF-I-66					





 Front Fork Assembly 7208 II					
Module	S/N	Drawing No.	Description	Quantity	Remarks
M1M-FF-II-68	1	7208314	Direction shaft nut	1	
M1M-FF-II-68	2	7208315	Fixing slice	1	
M1M-FF-II-68	3	7208153	Front fork upper connecting board	1	
M1M-FF-II-68	4	7208313	Bearing nut	1	
M1M-FF-II-68	5	7208312	Ball—bearing upper protect spacer	1	
M1M-FF-II-68	6	7208151	Direction support shaft	1	
M1M-FF-II-68	7	7208155—A	Direction shaft connecting board	1	
M1M-FF-II-68	8	7208158	Link screw	2	
M1M-FF-II-68	9		Washer	4	Washer 8GB93-76
M1M-FF-II-68	10		Nut	6	M8X1GB52-76
M1M-FF-II-68	11	7208112—A	Hand pipe elastic ring	2	
M1M-FF-II-68	12	7208120	Lower bush	2	
M1M-FF-II-68	13	7208113A	Upper pipe	2	
M1M-FF-II-68	14	7208101	Hand pipe	2	
M1M-FF-II-68	15	7208154	Press nut	2	
M1M-FF-II-68	16	7208170	Washer	2	
M1M-FF-II-68	17	7208445	Round spring	2	

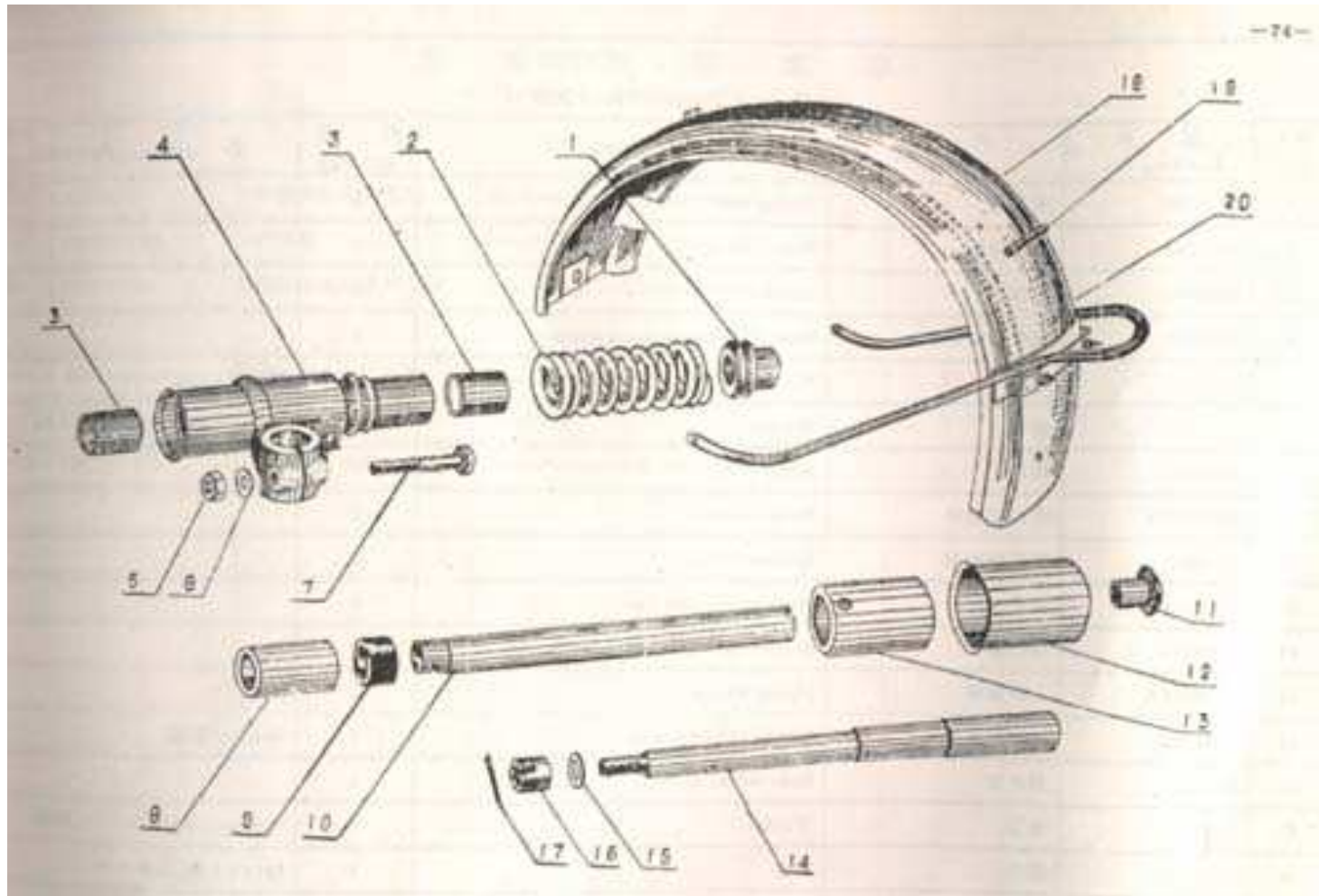
 Front Fork Assembly 7208 II					
Module	S/N	Drawing No.	Description	Quantity	Remarks
M1M-FF-II-69	18	7208443	Oil sealing	2	
M1M-FF-II-69	19	7208123B	T—type rubber oil sealing	2	17 18 assy
M1M-FF-II-69	20	7208119A	Felt oil sealing ring	2	
M1M-FF-II-69	21	7208218	Spring lower cap	2	
M1M-FF-II-69	22	7208220-A	Front fork spring	2	
M1M-FF-II-69	23	7208105	Upper bush washer	2	
M1M-FF-II-69	24	7208203A	Vibroshock Shell	2	
M1M-FF-II-69	25	7208205	Sealing washer	2	
M1M-FF-II-69	26	7208207	Vibroshock rod	2	
M1M-FF-II-69	27	7208208A	Upper guide bar	2	
M1M-FF-II-69	28	7208204bx	Pin	2	
M1M-FF-II-69	29	7208209	Piston	2	
M1M-FF-II-69	30	7208211	Lower guide bar	2	
M1M-FF-II-69	31		Nut	2	M6GB52-76
M1M-FF-II-69	32	7208150	Link shaft pin	2	
M1M-FF-II-69					
M1M-FF-II-69	24-31	72082-1	Vibroshock	2	Including 9, 10





 Frame Assembly 7209 I					
Module	S/N	Drawing No.	Description	Quantity	Remarks
M1M-FR-I-71	1	778707	Bearing	2	
M1M-FR-I-71	2	7209147	Frame	1	
M1M-FR-I-71	3		Nut	6	M8X1GB52-76
M1M-FR-I-71	4		Washer	6	Washer 8GB859-76
M1M-FR-I-71	5		Bolt	2	M8X1X65GB21-76
M1M-FR-I-71	6	7209208	Fixing bolt	2	
M1M-FR-I-71	7	7209165	Brake rubber	1	
M1M-FR-I-71	8	7209312B	Stop frame	1	
M1M-FR-I-71	9		Cotter pin	2	2.5 X 25GB91 — 76
M1M-FR-I-71	10	7209315	Stop support shaft	1	
M1M-FR-I-71	11		Washer	4	Washer 12GB97-76
M1M-FR-I-71	12	7209318	Spring	1	
M1M-FR-I-71	13	720930/-1	Foot pedal rod	3	
M1M-FR-I-71	14	720930/-2	Foot pedal rod	1	
M1M-FR-I-71	15	7209303	Foot pedal rubber sleeve	4	
M1M-FR-I-71	16	7209176	Short tape	1	
M1M-FR-I-71	17	7209179	Long tape	1	

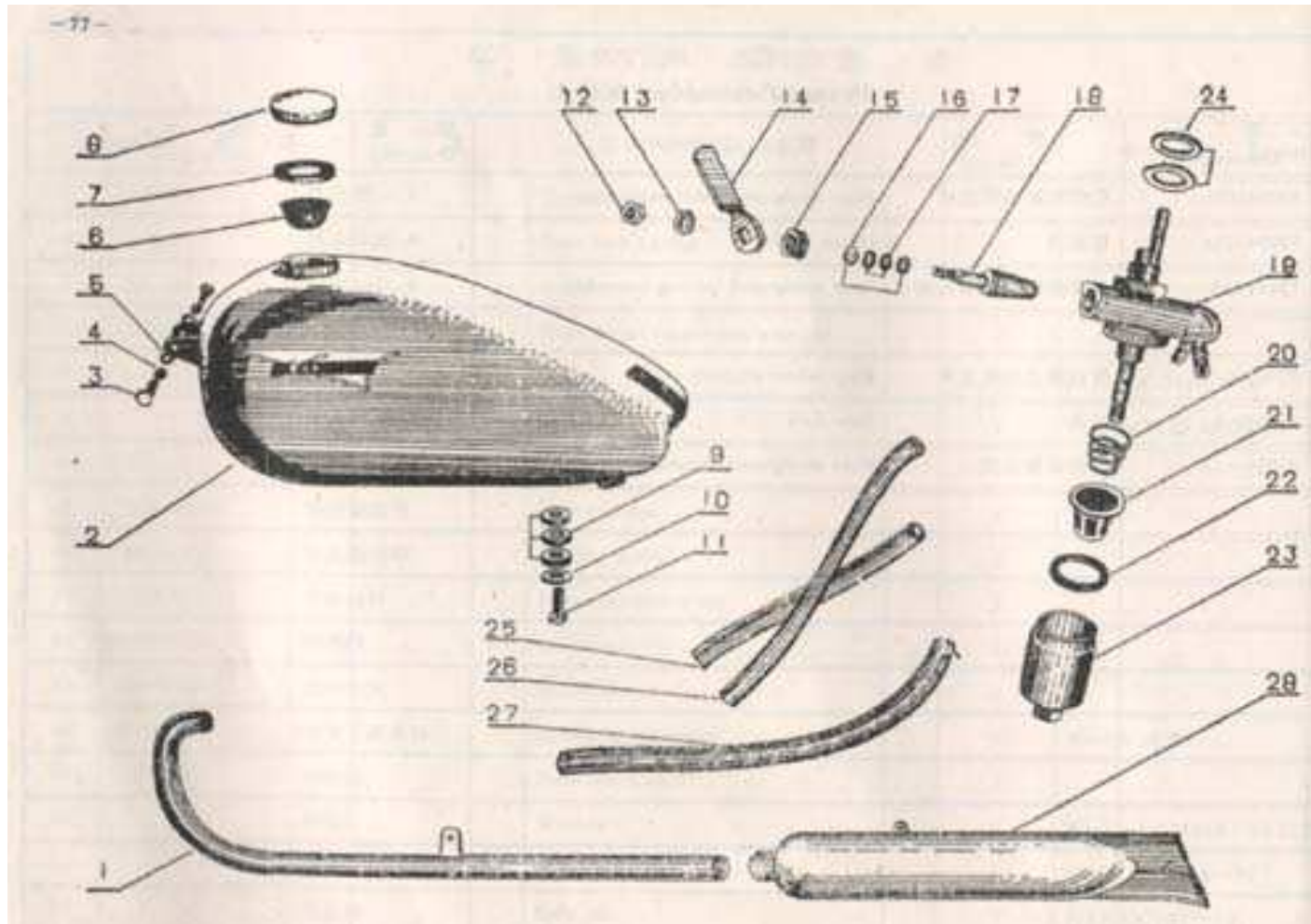
 Frame Assembly 7209 I					
Module	S/N	Drawing No.	Description	Quantity	Remarks
M1M-FR-I-72	18	7209184	Adjusting nut	1	
M1M-FR-I-72	19	7209181	Engine body link support	1	
M1M-FR-I-72	20	721830	Angle iron	1	
M1M-FR-I-72	21	7209160	Clip	1	
M1M-FR-I-72	22	7209161bx 162bx	Rubber spacer	each 1	
M1M-FR-I-72	23	7209159	Spacer	2	
M1M-FR-I-72	24		Nut	1	M5GB54 —76
M1M-FR-I-72	25		Screw	1	M5 X 35GB67-76
M1M-FR-I-72	26	7218824	Spacer	1	
M1M-FR-I-72	27		Bolt	2	M12X 1. 25 X40GB21— 76
M1M-FR-I-72	2		Washer	4	Washer 12G B859-76
M1M-FR-I-72	29		Nut	4	M12 X 1. 25GB52-76
M1M-FR-I-72	30		Nut	1	M8GB54-76
M1M-FR-I-72	31		Washer	1	Washer 8GB859— 76
M1M-FR-I-72	32		Bolt	1	M8 X 20G B30 — 76
M1M-FR-I-72	8-12	7209313A	Stop frame assy	1	


 Frame Assembly 7209 I					
Module	S/N	Drawing No.	Description	Quantity	Remarks
M1M-FR-I-73	13 . 15	72093/-1	Foot pedal	3	
M1M-FR-I-73	14 . 15	72093/-2	Foot pedal	1	
M1M-FR-I-73	16-18	7209177	Battery packaging assy	1	
M1M-FR-I-73	21-25	7209163	Clip	1	
M1M-FR-I-73					
M1M-FR-I-73					
M1M-FR-I-73					
M1M-FR-I-73					
M1M-FR-I-73					
M1M-FR-I-73					
M1M-FR-I-73					
M1M-FR-I-73					
M1M-FR-I-73					
M1M-FR-I-73					
M1M-FR-I-73					
M1M-FR-I-73					
M1M-FR-I-73					
M1M-FR-I-73					
M1M-FR-I-73					




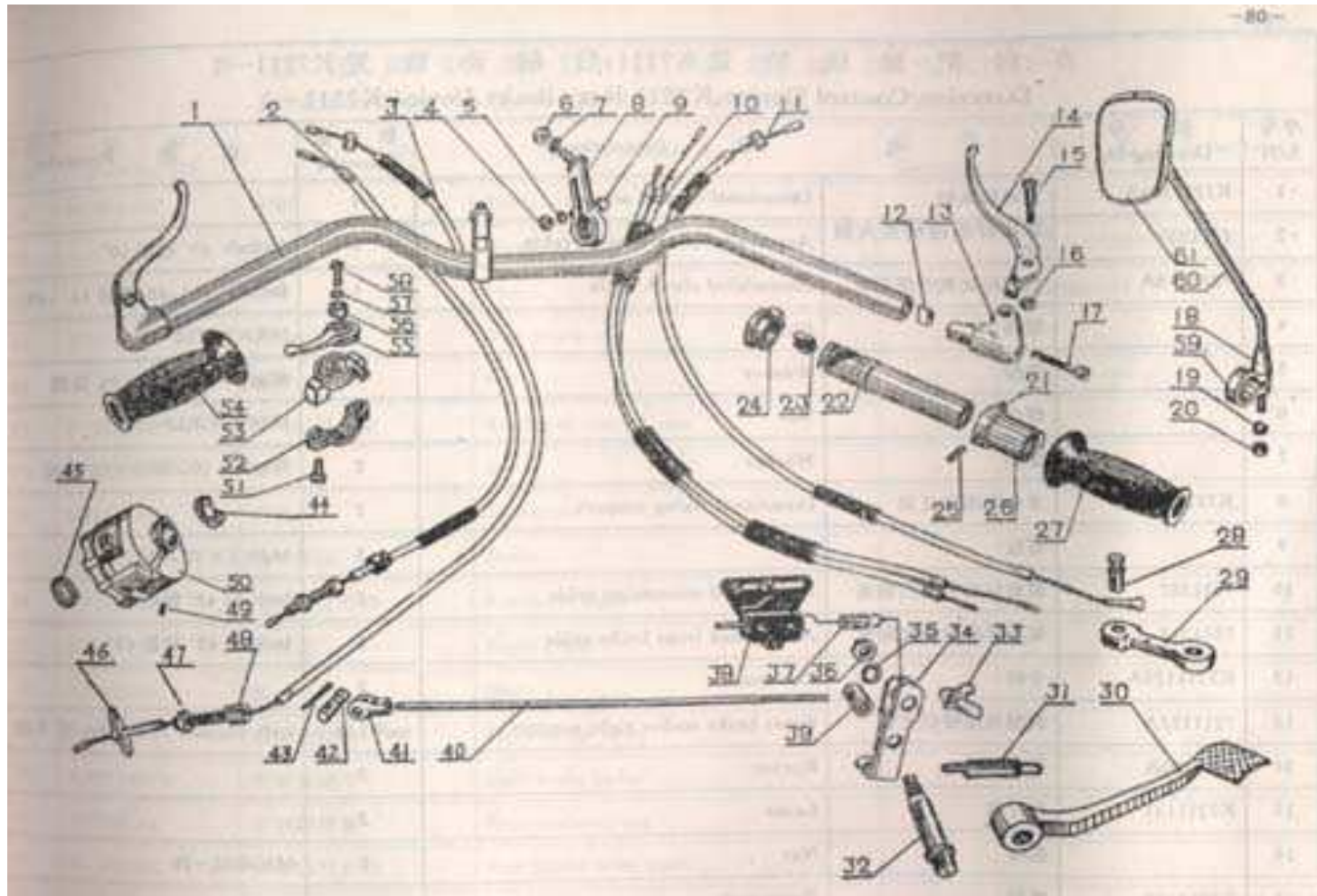
 Frame Assembly 7209 II					
Module	S/N	Drawing No.	Description	Quantity	Remarks
M1M-FR-II-75	1	7209206	Spring cap	2	
M1M-FR-II-75	2	7209204	Rear fork spring	2	
M1M-FR-II-75	3	7209205	Guide	2	
M1M-FR-II-75	4	7209201	Rear wheel suspension support	1	
M1M-FR-II-75	5		Nut .	1	M10X1GB52-76
M1M-FR-II-75	6		Washer	1	Washer 10GB848-76
M1M-FR-II-75	7	7209207	Screw	1	
M1M-FR-II-75	8	7209216A	Buffer sleeve	2	
M1M-FR-II-75	9	7209217	Rubber buffer	2	
M1M-FR-II-75	10	7209218 .	Rear suspension bar	2	
M1M-FR-II-75	11	7209219	Brake cap	2	
M1M-FR-II-75	12	7209212A	Upper sleeve	2	
M1M-FR-II-75	13	7209203	Spring lower sleeve	2	Washer
M1M-FR-II-75	14	7207101	Rear wheel shaft	1	
M1M-FR-II-75	15		Washer	1	Washer 14GB848-76
M1M-FR-II-75	16		Nut	1	M14X1.5GB58-76
M1M-FR-II-75	17		Split pin	1	2.5X30GB91-76


 Frame Assembly 7209 II					
Module	S/N	Drawing No.	Description	Quantity	Remarks
M1M-FR-II-76	18	7209410B	Rear mudguard front assembly	1	
M1M-FR-II-76	19	7209411 bx	Hinge shaft	1	
M1M-FR-II-76	20	7209421A	Rear mudguard folding assembly	1	
M1M-FR-II-76					
M1M-FR-II-76	3-4	7209202	Rear wheel support	1	
M1M-FR-II-76	1-13	72092-1	Rear fork	1	
M1M-FR-II-76	18-20	72094-1A	Rear mudguard assembly	1	
M1M-FR-II-76					
M1M-FR-II-76					
M1M-FR-II-76					
M1M-FR-II-76					
M1M-FR-II-76					
M1M-FR-II-76					
M1M-FR-II-76					





 Petrol Tank Assembly K7210 Exhaust Pipe Silencer K7212					
Module	S/N	Drawing No.	Description	Quantity	Remarks
M1M-PT-78	1	K7212107	Left exhaust pipe assembly	2	Right exhaust pipe assembly
M1M-PT-78	2	K72010171B	Gasoline tank	1	
M1M-PT-78	3		Bolt	2	M8X16GB30-76
M1M-PT-78	4		Spring washer	2	Washer 8GB859-76
M1M-PT-78	5		Washer	2	Washer 8GB97-76
M1M-PT-78	6	7210408	Oil drain valves filter screen	1	
M1M-PT-78	7	K7210412	Sealing washer	1	
M1M-PT-78	8	K7210417A	Gasoline tank cap assembly	1	
M1M-PT-78	9	K7210146	Washer	6	
M1M-PT-78	10	K7210423	Washer	2	
M1M-PT-78	11		Bolt	2	M8 X 1 X 32GB32— 76
M1M-PT-78	12		Nut	1	M6GB54-76
M1M-PT-78	13		Spring washer	1	Washer 6GB859-76
M1M-PT-78	14	K7210317	Gasoline cock handle	1	
M1M-PT-78	15	K7210316	Sealing nut	1	
M1M-PT-78	16		Washer	2	8X12X1GB1018-20
M1M-PT-78	17	K7210315	Gasoline cock valve washer	2	


 Petrol Tank Assembly K7210 Exhaust Pipe Silencer K7212					
Module	S/N	Drawing No.	Description	Quantity	Remarks
M1M-PT-79	18	K7210314	Gasoline cock valve	1	
M1M-PT-79	19	K7210301	Gasoline cock shell	1	
M1M-PT-79	20	K7210311	Oil screen frame spring	1	
M1M-PT-79	21	K7210312	Oil screen frame	1	
M1M-PT-79	22	K7210319	Oil drain cock washer	1	
M1M-PT-79	23	K7210310	Filter	1	
M1M-PT-79	24	K7210414	Sealing washer	2	
M1M-PT-79	25	K7210149bx	Gasoline tank inter connector	1	L=140
M1M-PT-79	26	K7210324bx	Left gasoline pipe	1	L=180
M1M-PT-79	27	K7210321bx	Right gasoline pipe	1	L=290
M1M-PT-79	28	K7212228	Deafener assembly	2	Left 1, Right 1
M1M-PT-79					
M1M-PT-79	2-27	K7210	Gasoline tank assembly	1	
M1M-PT-79	12-23	K72103	Gasoline cock	1	
M1M-PT-79					
M1M-PT-79					
M1M-PT-79					

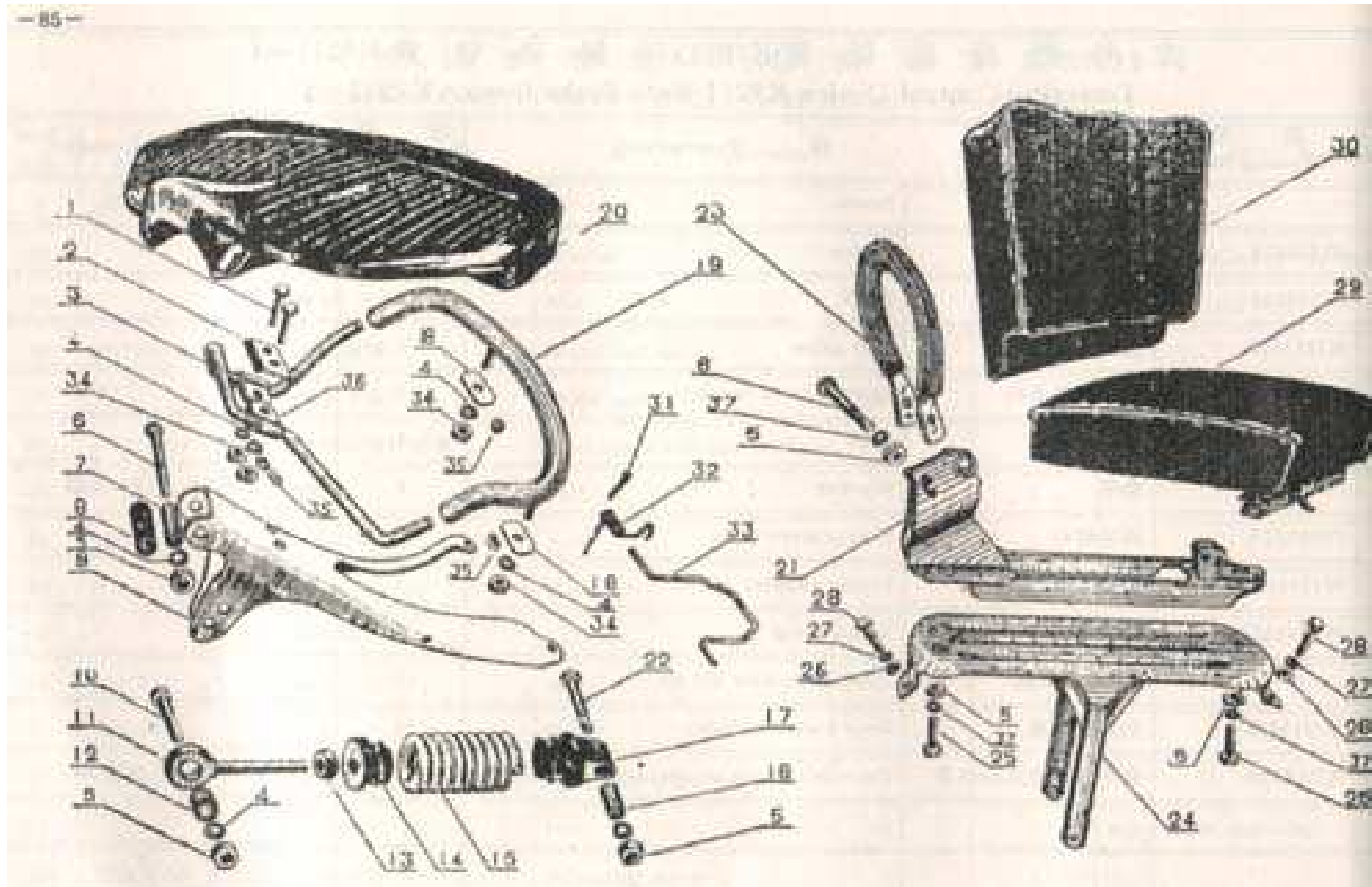


 Direction Control Device K7211 Rear Brake Device K7211-1					
Module	S/N	Drawing No.	Description	Quantity	Remarks
M1M-DC-81	1	K7211101A	Directional control arm	1	
M1M-DC-81	2	7211336	Assembled pre-ignition cable	1	Include 40
M1M-DC-81	3	7211319A	Assembled clutch cable	1	Include 41, 48
M1M-DC-81	4		Nut	2	M8 X 1GB52-76
M1M-DC-81	5		Washer	2	Washer 8GB893-76
M1M-DC-81	6		Nut	2	M10X1GB52-76
M1M-DC-81	7		Washer	2	Washer 10GB859-76
M1M-DC-81	8	K7211102	Directional fixing support	2	
M1M-DC-81	9		Bolt	2	M8X1X32GB21-76
M1M-DC-81	10	7211327	Assembled economizer cable	2	Include 42
M1M-DC-81	11	7211312	Asembleed front brake cable	1	Include 43
M1M-DC-81	12	K7211126A	Don iron	2	
M1M-DC-81	13	7211127A	Font brake rocker right support	each - 1	Left.support 7211128A
M1M-DC-81	14	7211129A	Rocker	2	
M1M-DC-81	15	K7211131	Lever	2	
M1M-DC-81	16		Nut	2	M5GB52-76
M1M-DC-81	17	K7211124	Screw rod	2	

	Direction Control Device K7211 Rear Brake Device K7211-1				
	Module	S/N	Drawing No.	Description	Quantity
M1M-DC-82	18	W7211202	Guide	1	
M1M-DC-82	19		Washer	1	Washer 8GB93-76
M1M-DC-82	20		Nut	1	M8GB52-76
M1M-DC-82	21	K7211118	Stop screw	1	
M1M-DC-82	21		Nut	1	M6GB55-76
M1M-DC-82	22	K7211109	Restrictor control arm	1	
M1M-DC-82	23	K7211117	Jaw	1	
M1M-DC-82	24	K7211114	Case cover	2	
M1M-DC-82	25	K7211121	Screw	1	
M1M-DC-82	26	K7211111	Restrictor shell	1	
M1M-DC-82	27	K7211122	Right gripe	1	
M1M-DC-82	28	K7206216	Shaft	1	
M1M-DC-82	29	7206214	Front brake lever	1	
M1M-DC-82	30	K7211401A	Rear brake pedal	1	
M1M-DC-82	31	K7211414	Rear brake spring	1	
M1M-DC-82	32	K7211402	Foot brake lever shaft	1	
M1M-DC-82	33	K7211413	Rear brake adjusting nut	1	

 Direction Control Device K7211 Rear Brake Device K7211-1					
Module	S/N	Drawing No.	Description	Quantity	Remarks
M1M-DC-83	34	K7211403A		1	
M1M-DC-83	35		Washer	1	Washer 10GB859-76 11~
M1M-DC-83	36		Nut	1	M10X 1GI354-76
M1M-DC-83	37	SG7220301	Brake pull spring	1	
M1M-DC-83	38	SG80 — 3 — 01/ 1817—00A	Brake cock	1	
M1M-DC-83	39	K7211404	Rear brake pull rod muff	1	
M1M-DC-83	40	K7211407	Pull rod	1	
M1M-DC-83	41	K7211415	Jaw	1	
M1M-DC-83	42	K7211416	Pin	1	
M1M-DC-83	43		Split pin	1	2X30GB91-76
M1M-DC-83	44	7218826	Bush	1	
M1M-DC-83	45	7218828	Bush	1	
M1M-DC-83	46	7211318	Adjusting screw	1	
M1M-DC-83	47		Nut	1	M8X0.75G1351-76
M1M-DC-83	48	7211315A	Adjusting screw	1	
M1M-DC-83	49		Stop screw	2	M4X8GB73-76
M1M-DC-83	50		Generalization cock	1	

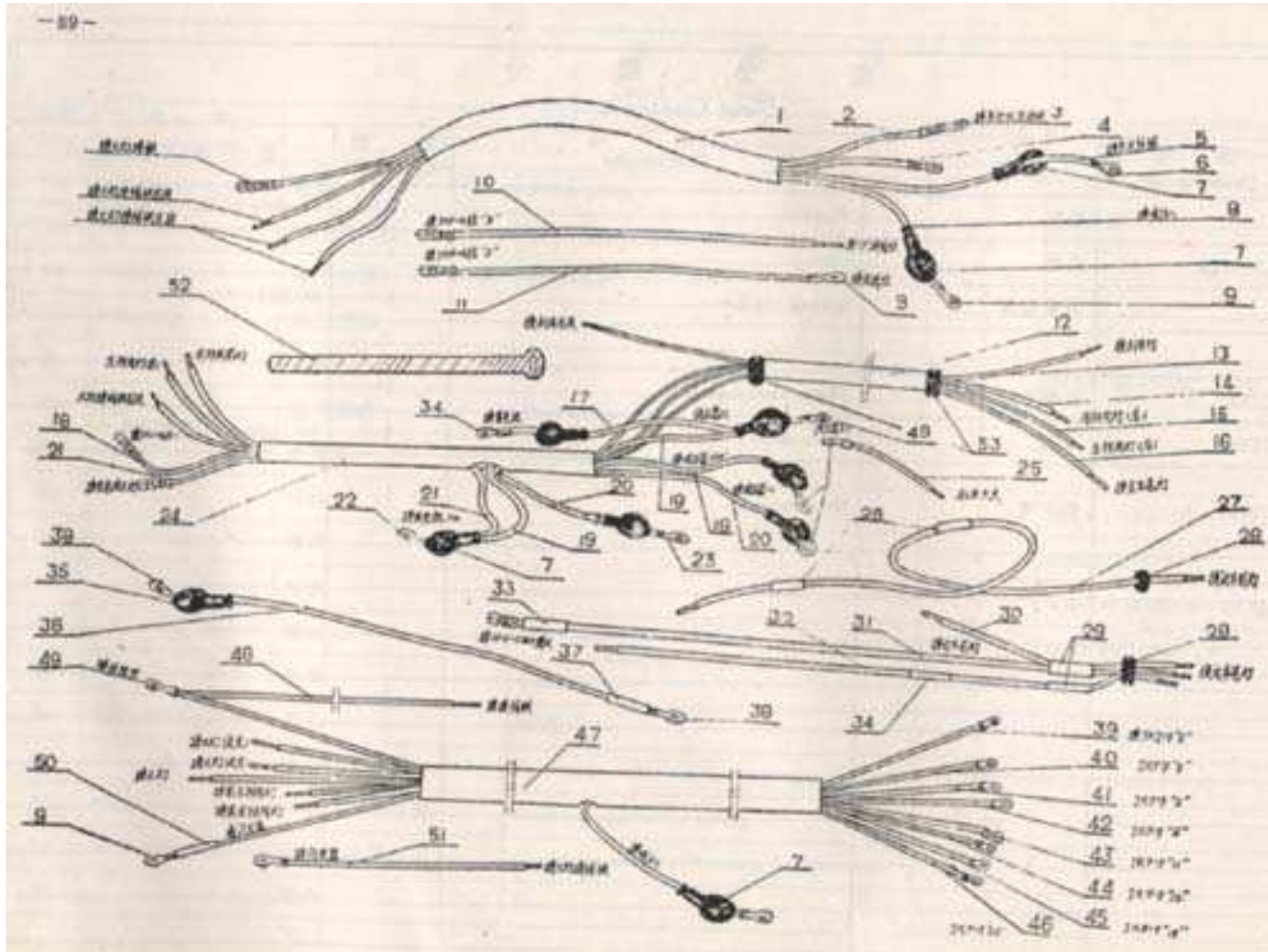
 Direction Control Device K7211 Rear Brake Device K7211-1					
Module	S/N	Drawing No.	Description	Quantity	Remarks
M1M-DC-84	51		Screw	2	M5X14—QGB76-76
M1M-DC-84	52	Z7218525	Platen	1	
M1M-DC-84	53	Z7218524	Shell	1	
M1M-DC-84	54	K7211123	Left gripe	1	
M1M-DC-84	55	Z7218522	Ignition cock handle	1	
M1M-DC-84	56	7218523A	Bush	1	
M1M-DC-84	57		Washer	1	Washer 6GB859-76
M1M-DC-84	58	7218521A	Fixing screw	1	
M1M-DC-84	59	W7211201	Fixing support	1	
M1M-DC-84	60	W7211203	Support rod	1	
M1M-DC-84	61		250K back view mirror	1	
M1M-DC-84	30-43	K7211416	Rear brake assembly	1	
M1M-DC-84	51-58	Z7218520	Pre-delay ignition controller	1	Not include 54
M1M-DC-84					
M1M-DC-84					
M1M-DC-84					
M1M-DC-84					




Seat Cushion					
Module	S/N	Drawing No.	Description	Quantity	Remarks
M1M-SC-86	1		Bolt	4	M8 X 1 X 25GB21 —76
M1M-SC-86	2	7213103	Cleat	2	
M1M-SC-86	3	7213123A	Seat support	2	
M1M-SC-86	4		Washer	2	Washer 8GB859-76
M1M-SC-86	5		Nut	6	M8 X 1GB52-76
M1M-SC-86	6		Bolt	3	M8X 1 X 70GB21-76
M1M-SC-86	7	7213113A	Screened pipe	2	
M1M-SC-86	8	7213111A	Sleeve	2	
M1M-SC-86	9	7213102	Seat frame foundation	2	
M1M-SC-86	10		Bolt	2	M8 X 1 X 32GB21 — 76
M1M-SC-86	11	7213109	Eye	2	
M1M-SC-86	12	7213114	Bush	2	
M1M-SC-86	13		Nut	2	M10 X 1GB45 — 76
M1M-SC-86	14	7213107A	Spring front cap	2	
M1M-SC-86	15	7213106	Spring	2	
M1M-SC-86	16	7213116	Front bush	2	
M1M-SC-86	17	7213108A	Spring rear screw cap joint	2	


Seat Cushion					
Module	S/N	Drawing No.	Description	Quantity	Remarks
M1M-SC-87	18	7213104	Filler plate	4	
M1M-SC-87	19	7213119	Seat support rear section	2	
M1M-SC-87	20	7213101	Seat out	2	
M1M-SC-87	21	7214308	Seat support	1	
M1M-SC-87	22		Bolt	2	M8X1X45GB21-76
M1M-SC-87	23	7214329	Seat gripe	1	
M1M-SC-87	24	72095	Load carriage	1	
M1M-SC-87	25		Bolt	3	M8X1X20GB21-76
M1M-SC-87	26		Nut	4	M6GB52-76
M1M-SC-87	27		Washer	4	Washer 6GB859-76
M1M-SC-87	28		Bolt	4	M6X16GB30-76
M1M-SC-87	29	910350	Cushion	1	
M1M-SC-87	30	910400	Back	1	
M1M-SC-87	31		Split pin	2	2.5X 16GB91-76
M1M-SC-87	32	W7214402	Cushion positioner spring	2 1/1	
M1M-SC-87	33	W7214401	Cushion positioner holding—down clip	1	
M1M-SC-87	34		Nut	8	M8GB54-76


Seat Cushion					
Module	S/N	Drawing No.	Description	Quantity	Remarks
M1M-SC-88	35		Washer	4	Washer 8GB97-76
M1M-SC-88	36	7213122	Clamp	4	
M1M-SC-88	37		Spring washer	4	8GB93-76
M1M-SC-88					
M1M-SC-88	1-20	7213	Front seat asembly	1	
M1M-SC-88	1-23	7214	Rear seat	1	Including 25
M1M-SC-88	3 . 19 . 20	72131-1	Seat support	1	
M1M-SC-88					
M1M-SC-88					
M1M-SC-88					
M1M-SC-88					
M1M-SC-88					
M1M-SC-88					
M1M-SC-88					
M1M-SC-88					
M1M-SC-88					




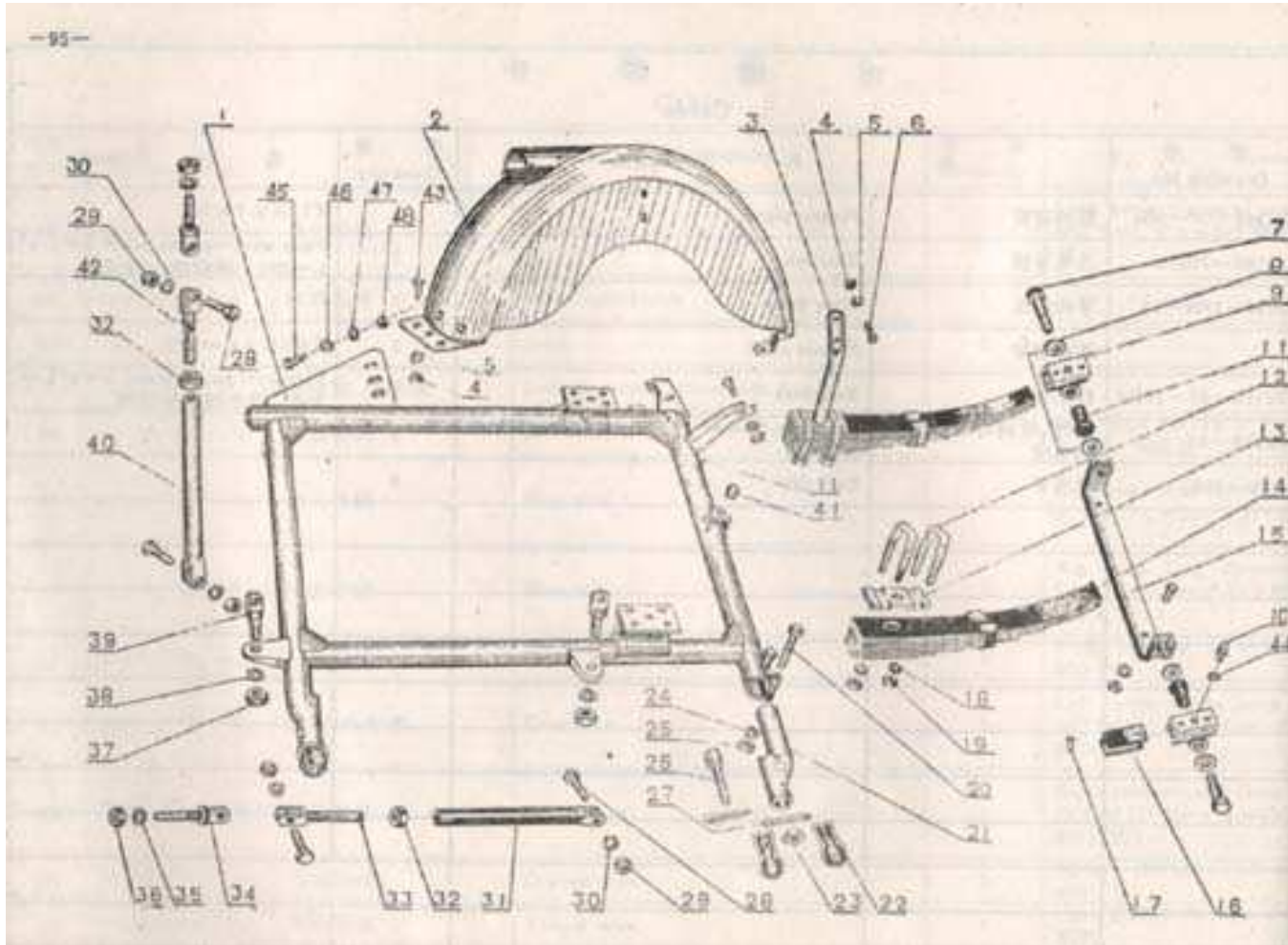
 Cable Harness					
Module	S/N	Drawing No.	Description	Quantity	Remarks
M1M-CH-90	1	72188-5-5Bx	Plastic muff	1	Clear soft polyvinylchloride pipe Ø12X0.7 L=450
M1M-CH-90	2	72188-5-1Bx	Yellow wire	1	Polyvinylchloride wire 5=1.5 ² L=950
M1M-CH-90	3	HB6-18-5	Wire joint	1	
M1M-CH-90	4	72188-5-2Bx	Green wire	1	Polyvinylchloride wire S=1.5 ² L=950
M1M-CH-90	5	72188-5-3Bx	Red wire	1	Polyvinylchloride wire S=1.5 ² L=1000
M1M-CH-90	6	HB6-18-3	Wire joint	1	
M1M-CH-90	7	72188-5-9	Cable sleeve	2+6	Rubber V group HG4-543-67
M1M-CH-90	8	72188-5-4Bx	Red wire	1	S=1.5 ² L=1000
M1M-CH-90	9	HB6-18-2	Wire joint	1	
M1M-CH-90	1-9	72188— 5A	Lighting, horn, groundconnect ,side —car taillight cable		
M1M-CH-90	10	72188-707Bx	Polyvinylchloride yellow joint	1	Link JK414 tower "3" — big lamp patch panel
M1M-CH-90	11	72188-708Bx	Polyvinylchloride blue joint	1	Link JK414 tower "2" — fuse L=130
M1M-CH-90	9-11	72188-7B	Big lamp inter wire		
M1M-CH-90	12	72188— 6— 11Bx	Clear polyvinylchloride muff	1	T8X0.5 L=1000
M1M-CH-90	13	SG7220302	Blue wire	1	AVR S=1. 5 ² L=1250
M1M-CH-90	14	72188-6-10Bx	Right throw—over light green wire	1	AVR S=1 ² L=2100


Cable Harness					
Module	S/N	Drawing No.	Description	Quantity	Remarks
M1M-CH-91	15	72188-6-9Bx	Left throw—over wire	1	AVR S=1 ² L=2100
M1M-CH-91	16	72188-6-7Bx	Main car taillight green wire	1	L=2100
M1M-CH-91	17	72188-6-2Bx	Red wire	1	Connect battery — brake cock L=450
M1M-CH-91	18	7188-6-1Bx	Red wire	1	Link relay adjustor " DC" JK414 tower " 1" L= 1350
M1M-CH-91	19	72188-6-5Bx	Yellow wire	1	Link producer "AW"—relay ad-justor "AW" L = 770
M1M-CH-91	20	72188-6-6Bx	Green wire	1	Link producer—relay adjustor W" L= 770
M1M-CH-91	21	72188-6-4Bx	Yellow wire	1	Link producer "AW" — loading indicator L=1100
M1M-CH-91	22	HB6-17A-18	Wire joint	1	
M1M-CH-91	23	HB6-18-3	Wire joint	1	
M1M-CH-91	24	72188-6-8Bx	Plastic muff	1	Ø12X0.7 L=950
M1M-CH-91	25	72188-6-3Bx	Blue wire	1	Link relay adjustor—brake cock L=400
M1M-CH-91					


 Cable Harness					
Module	S/N	Drawing No.	Description	Quantity	Remarks
M1M-CH-92	12-25	72188-6B	Producer, adjustor, battery, left — right throw over light, main car taillight cable		
M1M-CH-92	26	7218823	Ring clamp pipe	2	HG4-404-66Ø4 X 2 L=15
M1M-CH-92	27	910907-1Bx	Green wire	1	Side car tail light — side car front lamp AVR S = 1. 5 ² L = 800
M1M-CH-92	28	HB2-6-5x5	Rubber bush	2	
M1M-CH-92	29	910906-4Bx	Light Polyvinylchloride	3	Pipe 5X0. 5 L=60
M1M-CH-92	30	910907—A			26,27,28 Unit
M1M-CH-92	31	910906-1Bx	Green wire	1	Link 72188 — 5 — 2Bx — side — car taillight bulb joint S=1. 5 ² L=2100
M1M-CH-92	32	910906— 2Bx	Blue wire	1	Link side car brake lamp brake cock S=1. 5 ² L=2300
M1M-CH-92	33	910906-4Bx	Light polyvinylchloride	1	Pipe 5 X0. 5 L = 60
M1M-CH-92	34	7218823	Ring clamp pipe	1	T4 X 2(all glue pipe)
M1M-CH-92	26-24	910906A	Side car taillight brake light wire		
M1M-CH-92	35	72188-5-9	Cable sleeve	1	Rubber V ground


 Cable Harness					
Module	S/N	Drawing No.	Description	Quantity	Remarks
M1M-CH-93	36	72188-4-1Bx	Black wire	1	Link battery ground connection line S=1.5 ² L = 342
M1M-CH-93	37	72188-4-2Bx	Polyvinylchloride	1	T3X1.5 L=25
M1M-CH-93	38	HB6-18-4	Joint	2	
M1M-CH-93	35-38	72188-4	Battery ground connection line		
M1M-CH-93	39	72188-07-1Bx	Red wire		Fuse wire—jk719"0" S=1.5 ² L=700
M1M-CH-93	40	72188-07-2Bx	Blue wire	1	Big lamp—near distance JK719"3" S=1 ² L=500
M1M-CH-93	41	72188-07-3Bx	Blue wire	1	Big lamp long distance light JK719"2" S = 1 ² L = 500
M1M-CH-93	42	72188-07-4Bx	White wire	1	Small light JK719"4" S=1 ² L=600
M1M-CH-93	43	72188-07-5Bx	Gray wire	1	Left throw—over lamp (front) JK719"11" S=1 ² L=550
M1M-CH-93	44	72188-07-6Bx	Green wire	1	Right throw—over lamp (front) JK719"12" S=1 ² L=550
M1M-CH-93	45	72188-07-7Bx	Orange wire	1	SD56 — JK719" 10" S = 1 ² L = 600
M1M-CH-93	46	72188-07-8Bx	Yellow wire	1	Horn JK719"00" S=1 ² L=900

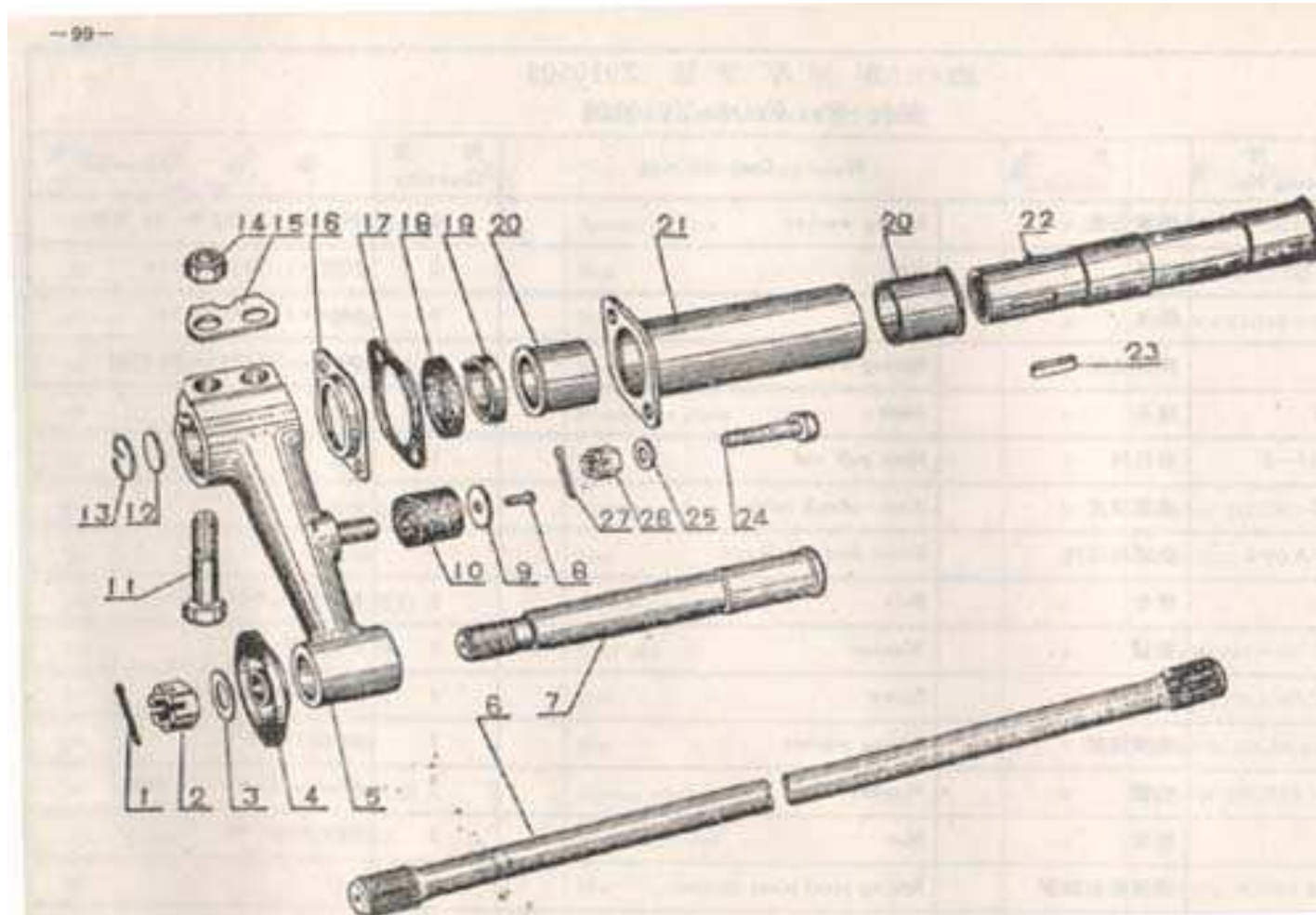
	Cable Harness				
Module	S/N	Drawing No.	Description	Quantity	Remarks
M1M-CH-94	47	72188-07-9Bx	Plastic pipe	1	T12X0.7X360
M1M-CH-94	48	72188-709Bx	Blue wire	1	Fuse wire-patch panel S=1.5 L=250
M1M-CH-94	49	HB6-17A —17	Wire joint	1	
M1M-CH-94	50		Plastic muff	1	T4X0.3 L=150
M1M-CH-94	51	72188 —07-10Bx	Red wire	1	Flasher—patch panel S=1.2 L= 300
M1M-CH-94	39-51	72188-07	Big lamp throw-over light taillight born cable	1	
M1M-CH-94	52	A29-200	Soft clip	9	
M1M-CH-94					
M1M-CH-94					
M1M-CH-94					
M1M-CH-94					
M1M-CH-94					
M1M-CH-94					
M1M-CH-94					
M1M-CH-94					
M1M-CH-94					
M1M-CH-94					





 Sidecar Frame Z910505					
Module	S/N	Drawing No.	Description	Quantity	Remarks
M1M-SF-96	1	Z910506A	By—carriage	1	
M1M-SF-96	2	7320900B	Side wheel mudguard		
M1M-SF-96	3	7320700	Mudguard middle support	1	
M1M-SF-96	4		Nut	8	M8GB52-76
M1M-SF-96	5		Spring washer	8	Washer 8GB93-76
M1M-SF-96	6		Bolt	8	M8 X 20GB21 —76
M1M-SF-96	7	910605	Anti—shock screw shaft	2	
M1M-SF-96	8		Washer	4	Washer 18GB97-76
M1M-SF-96	9	910608A	Support	2	
M1M-SF-96	10	K7206121	Filler	3	
M1M-SF-96	11	910608	Bush	2	
M1M-SF-96	12	910604		4	
M1M-SF-96	13	910603	Spacer	2	
M1M-SF-96	14	910601A	Spring steel plate	2	
M1M-SF-96	15	910615	Anti—shock shaft bracket	1	
M1M-SF-96	16	910607	Spacer	4	
M1M-SF-96	17		Rivet	8	5X 12GB954-76

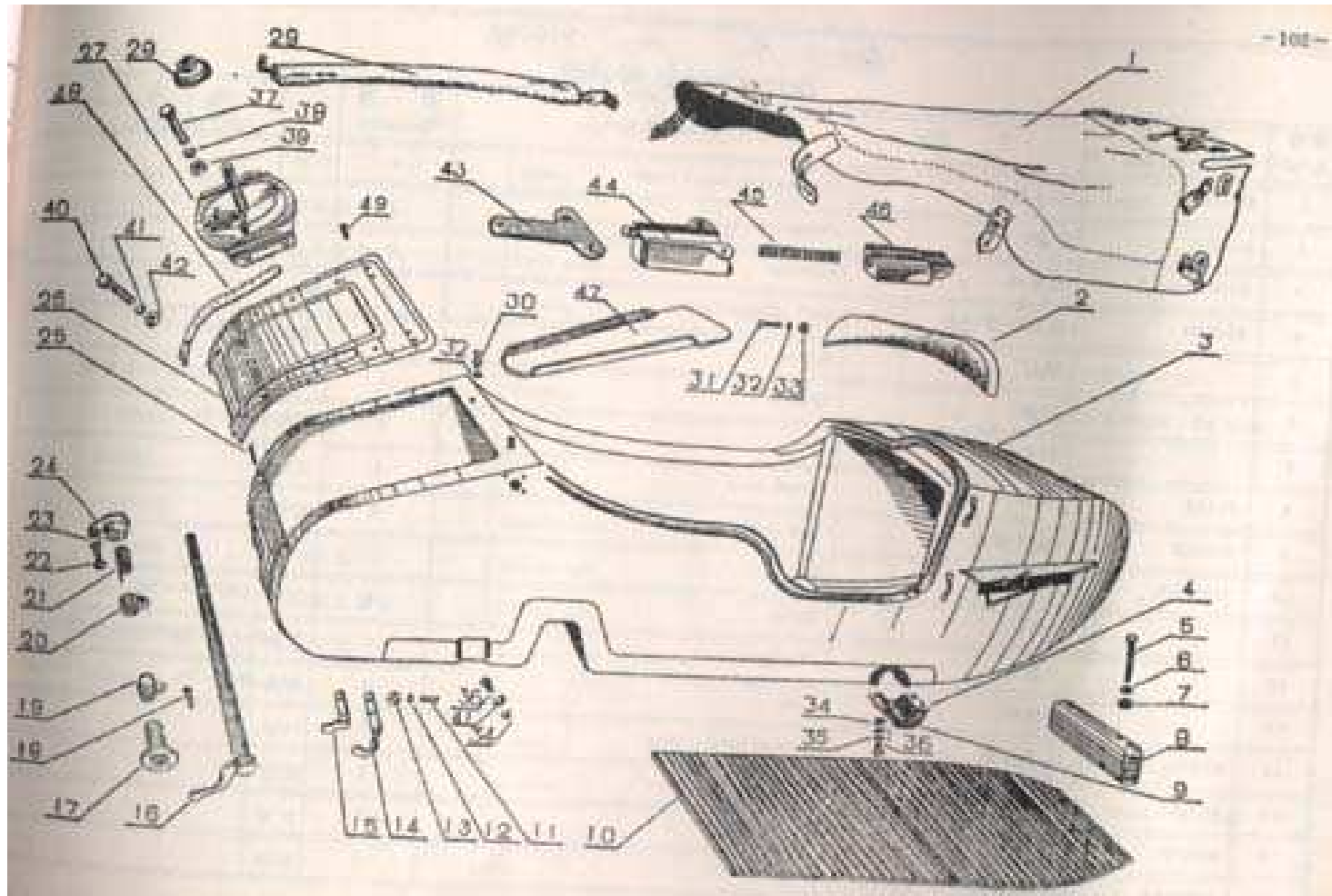
 Sidecar Frame Z910505					
Module	S/N	Drawing No.	Description	Quantity	Remarks
M1M-SF-97	18		Spring washer	8	Washer 12GB859-76
M1M-SF-97	19		Nut	8	M12X1.25GB52-76
M1M-SF-97	20		Bolt	2	M10X55GB30-76
M1M-SF-97	21	910532	Jaw pipe joint	1	
M1M-SF-97	22	910745	Protective plate	4	
M1M-SF-97	23	910756	Nut	2	
M1M-SF-97	24		Spring washer	2	Washer 10GB93-76
M1M-SF-97	25		Nut	2	M10GB52-76
M1M-SF-97	26	910749	Adjusting screw	2	
M1M-SF-97	27		Split pin	4	5 X 45GB91-76
M1M-SF-97	28		Bolt	4	M12X1.25X40GB21-76
M1M-SF-97	29		Nut	4	M 12 X 1.25GB52— 76
M1M-SF-97	30		Spring washer	4	Washer 12GB93-76
M1M-SF-97	31	910701/-1	Front pull rod	1	
M1M-SF-97	32		Nut	2	M18X1. 5GB54— 76
M1M-SF-97	33	910706A/-2	Rear screw pull rod	1	
M1M-SF-97	34	7209158	Lug	2	

 Sidecar Frame Z910505					
Module	S/N	Drawing No.	Description	Quantity	Remarks
M1M-SF-98	35		Spring washer	2	Washer 12GB859— 76
M1M-SF-98	36		Nut	2	M 12 X 1.25GB45— 76
M1M-SF-98	37		Nut	2	M 14 X 1.5GB52-76
M1M-SF-98	38		Spring washer	2	Washer14GB93-76
M1M-SF-98	39	910707	Joint	2	
M1M-SF-98	40	910702/-2	Rear pull rod	1	
M1M-SF-98	41	910705	Anti—shock rubber	1	
M1M-SF-98	42	910706A/-1	Front screw pull rod	1	
M1M-SF-98	43		Bolt	3	M8X16GB21-76
M1M-SF-98	44		Washer	2	6GB848-76
M1M-SF-98	45		screw	3	M8X18GB21-76
M1M-SF-98	46		Spring washer	3	8GB93-76
M1M-SF-98	47		Washer	3	Washer GB97-76
M1M-SF-98	48		Nut	3	M8GB52-76
M1M-SF-98	7-19	910600	Spring steel plate device	2	
M1M-SF-98	31-33	910701/-2	Rear pull rod	1	
M1M-SF-98	32,42,40	910701/-1	Front pull rod	1	



	Side Wheel Shaft Rocker Arm Device 7320500				
Module	S/N	Drawing No.	Description	Quantity	Remarks
M1M-SS-100	1		Split pin	1	4X 35GB91-76
M1M-SS-100	2		Nut	1	M20 X 1. 5GB58 — 76
M1M-SS-100	3	Z7320102	Washer	1	
M1M-SS-100	4	Z7320600	Drum cap	1	
M1M-SS-100	5	7320516	Rocker	1	
M1M-SS-100	6	7320505	Torsion rod	1	
M1M-SS-100	7	Z7320507	Side wheel shaft	1	
M1M-SS-100	8		Screw	1	M6 X 12GB67 —76
M1M-SS-100	9	7320518	Washer	1	
M1M-SS-100	10	7320519	Buff rubber	1	
M1M-SS-100	11		Bolt	2	M12X 1. 25X 55GB21 —76
M1M-SS-100	12	7320508	Plug	1	
M1M-SS-100	13	7320515	Locking spring ring	1	
M1M-SS-100	14		Nut	2	M12 X 1. 25GB52 — 76
M1M-SS-100	15	7320509	Packing sheet	1	
M1M-SS-100	16	7320510	Lip	1	
M1M-SS-100	17	7320511	Sealing gasket	1	

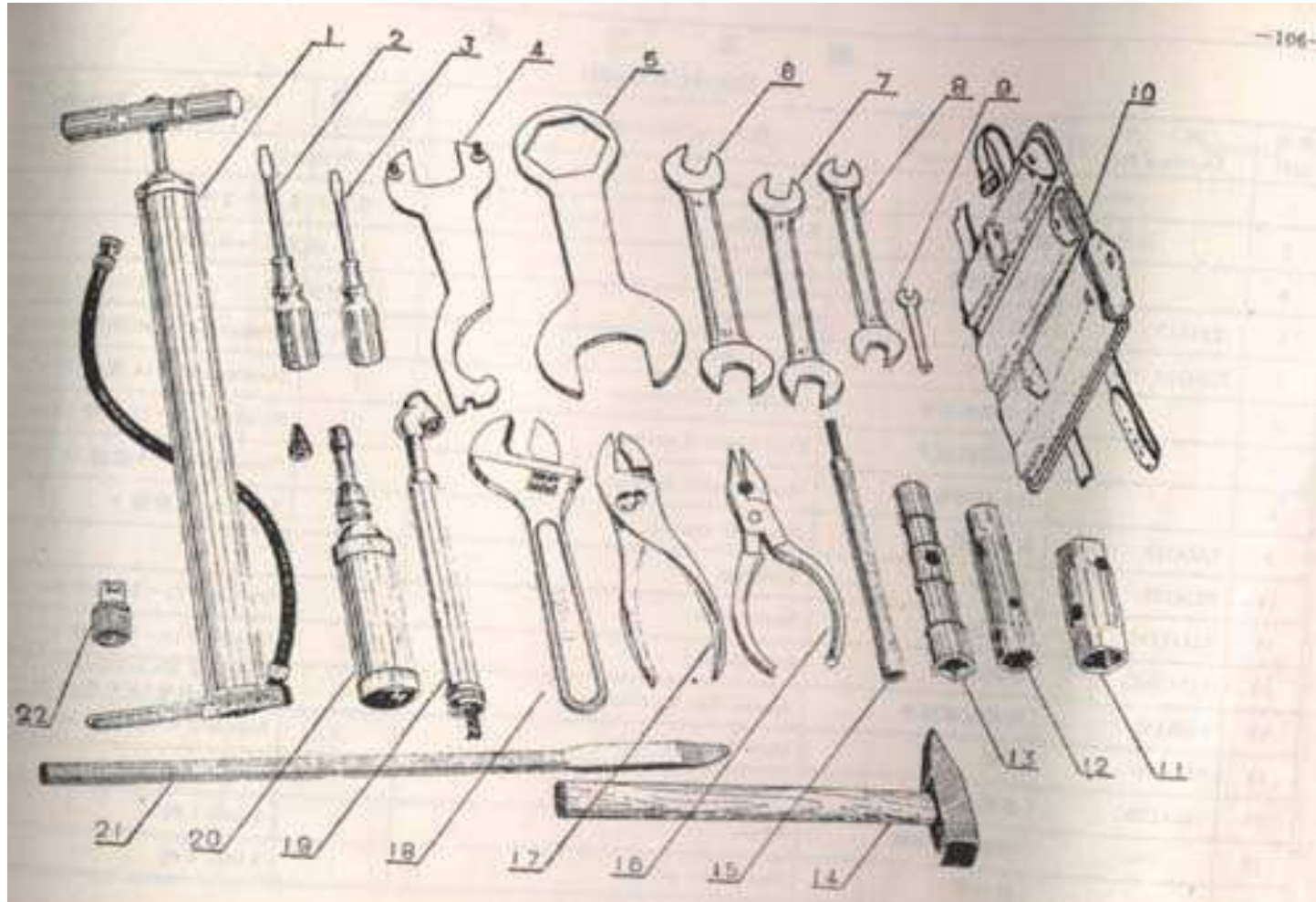
	Side Wheel Shaft Rocker Arm Device 7320500				
Module	S/N	Drawing No.	Description	Quantity	Remarks
M1M-SS-101	18	7320520	Felt ring	1	
M1M-SS-101	19	7320512	Sealing washer	1	
M1M-SS-101	20	7320514	Bush	2	
M1M-SS-101	21	7320502	Fly sleeve	1	
M1M-SS-101	22	7320504	Fly	1	
M1M-SS-101	23		Key	1	6 X 28GB1096-72
M1M-SS-101	24		Bolt	2	M 12 X 30GB23 — 76
M1M-SS-101	25		Washer	2	Washer 12GB848-76
M1M-SS-101	26		Nut	2	M12GB59-76
M1M-SS-101	27		Split pin	2	3X25GB91-76
M1M-SS-101					
M1M-SS-101	5-23	7320500	Side wheel shaft rocker equipment	1	
M1M-SS-101					
M1M-SS-101					
M1M-SS-101					
M1M-SS-101					





Side—bucket 910000					
Module	S/N	Drawing No.		Quantity	Remarks
M1M-SB-103	1	910480	Side bucket cover cloth	1	
M1M-SB-103	2	910800	Protective knee	1	
M1M-SB-103	3	910010—A	Side car	1	
M1M-SB-103	4	910020	Buff rubber holder	2	
M1M-SB-103	5		Screw	2	M8X75GB67-76
M1M-SB-103	6		Washer	4	Washer 8GB848-76
M1M-SB-103	7		Nut	2	M8GB54-76
M1M-SB-103	8	91456	Wood strip	1	
M1M-SB-103	9	910022	Buff rubber	4	
M1M-SB-103	10	910450A	Floor	1	
M1M-SB-103	11		Rivet	4	M6X 12GB67-76
M1M-SB-103	12		Washer	4	Washer 6GB859-76
M1M-SB-103	13		Nut	4	M6GB52-76
M1M-SB-103	14	910916	Lower holder ring	2	
M1M-SB-103	15	910917	Upper spring slice	2	
M1M-SB-103	16	910261	Cock skiaft	1	
M1M-SB-103	17	910280A	Right muff	1	

Side—bucket 910000					
Module	S/N	Drawing No.		Quantity	Remarks
M1M-SB-104	18		Rivet	2	5 X 28GB863— 77
M1M-SB-104	19	910270A	Right cock jaw	1	
M1M-SB-104	20	910272A	Left cock jaw	1	
M1M-SB-104	21	910274	Spring	1	
M1M-SB-104	22		Screw	8	M6X 12GB67-76
M1M-SB-104	23		Washer	8	Washer 6GB859 —76
M1M-SB-104	24	910282A	Left muff	1	
M1M-SB-104	25	910024	Pin	2	
M1M-SB-104	26	910201A	Access cover	1	
M1M-SB-104	27	910770K	Wheel shat	1	
M1M-SB-104	28	910775	Fixing nut	1	
M1M-SB-104	29	910220— A2	Access pull thread	1	
M1M-SB-104	30	910030/2	Button	2	
M1M-SB-104	31		Screw	3	M5 X 30GB67--76
M1M-SB-104	32		Washer	7	Washer 5GB848-76
M1M-SB-104	33		Nut	3	M5GB54-76
M1M-SB-104	34		Nut	10	M8GB54-76

Side—bucket 910000					
Module	S/N	Drawing No.		Quantity	Remarks
M1M-SB-105	35		Washer	16	Washer 8GB848-76
M1M-SB-105	36		Bolt	10	M8X20GB30-76
M1M-SB-105	37		Bolt	6	M8X20GB30-76
M1M-SB-105	38		Washer	6	8GB859-796
M1M-SB-105	39		Nut	6	M8GB54-76
M1M-SB-105	40		Screw	4	M8X 16GB30-76
M1M-SB-105	41		Washer	4	8GB859-76
M1M-SB-105	42		Nut	4	M8GB54-76
M1M-SB-105	43	910244	Locking pin bottom board	2	
M1M-SB-105	44	910242	Locking sleeve	2	
M1M-SB-105	45	910206	Spring	2	
M1M-SB-105	46	910252	Locking pin	2	
M1M-SB-105	47	910201	Locking seat strengthening board	2	
M1M-SB-105	48	910202A	Strengthening board	2	
M1M-SB-105	49		Rivet	6	4X 12GB867-76
M1M-SB-105	16-24	910260	Access lock equipment	1	Include 49
M1M-SB-105	26-28 37-48	910200	Access cover	1	



 Driver's Tools					
Module	S/N	Drawing No.		Quantity	Remarks
M1M-DT-107	1		Hand pump	1	
M1M-DT-107	2		Screwdriver	1	5 inch
M1M-DT-107	3		Screwdriver	1	2.5 inch
M1M-DT-107	4	7224157G	Combined	1	
M1M-DT-107	5	7224114	Special spanner	1	Standard 41-36
M1M-DT-107	6		Double ended spanner	1	Standard 17-14
M1M-DT-107	7		Double ended spanner	1	Standard 14-12
M1M-DT-107	8		Double ended spanner	1	Standard 11-9
M1M-DT-107	9	7224120	Platinum spanner	1	Standard 6
M1M-DT-107	10	7224127	Tool bag	1	
M1M-DT-107	11	7224121G	Box spanner	1	Standard 22-19
M1M-DT-107	12	7224106G	Box spanner	1	Standard 14-12
M1M-DT-107	13	7224116	Special boxspanner	1	Standard 10 (hexagon) - 11 (square)
M1M-DT-107	14	7224500	Claw hammer	1	Standard 400g
M1M-DT-107	15	7224122G	Wrench sleeve	1	Standard 8
M1M-DT-107	16		Pliers	1	5 inch
M1M-DT-107	17		Slip-joint pliers	1	6 inch

 Driver's Tools					
Module	S/N	Drawing No.		Quantity	Remarks
M1M-DT-108	18		Adjustable spanner	1	200 X 24 mm
M1M-DT-108	19		Tyre pressure	1	0-4 atm
M1M-DT-108	20		Oil gun	1	
M1M-DT-108	21	7224143	Tyre lever	2	
M1M-DT-108	22	7224159	Box spanner	1	