



Coding System

<product code>-<main group>-<sub-group>-<page>

Element

Product Code	M1-, M1M-, M1S-, JH-, JHB-
Main Group	See below
Sub-Group	I-, II-, III-, IV-, V- etc.
Page	eg. 2, 33

Main group codes

Engine Assembly	EA-
Speed Changing Box Assembly	SB-
Special Parts Speed Box Reverse	SR-
Engine Accessories	EC-
Engine Electrical Equipment	EE-
Air Intake System	AI-
Rear Driving Assembly	RD-
Odometer, Carburettor	OC-
Lighting	LG-
Wheel and front Brake	WB-
Front Fork Assembly	FF-
Frame Assembly	FR-
Petrol Tank Assembly	PT-
Direction Control	DC-
Seat Cushion	SC-
Cable Harness	CH-
Sidecar Frame	SF-
Sidewheel Shaft Rocker Arm	SS-
Side Bucket	SB-
Driver's Tools	DT-

Example

M1 Engine Assembly, second part, page 7 M1-EA-II-7

© MOTORWERK 2011

MOTORWERK has carefully digitised the original copies of the chinese manufacturers partlists using scan- and OCR-techniques. The digital version of the analog original has been checked for scan- and OCR-errors. This resulted in the Excel or PDF file which you are now reading. The amount of work involved in converting the (sometimes bad) original paper based documents is very large. Credits for the exploded view drawings go to www.750sidecar.com.cn who granted their use.

MOTORWERK owns the copyrights on this digital document.


No copies in whatever form may be made of the document you are now reading without the written consent of MOTORWERK.

For questions or feedback, please contact **MOTORWERK**:

www.motorwerk.nl
marjoleen@motorwerk.nl

Partslist Chang Jiang 750 M1

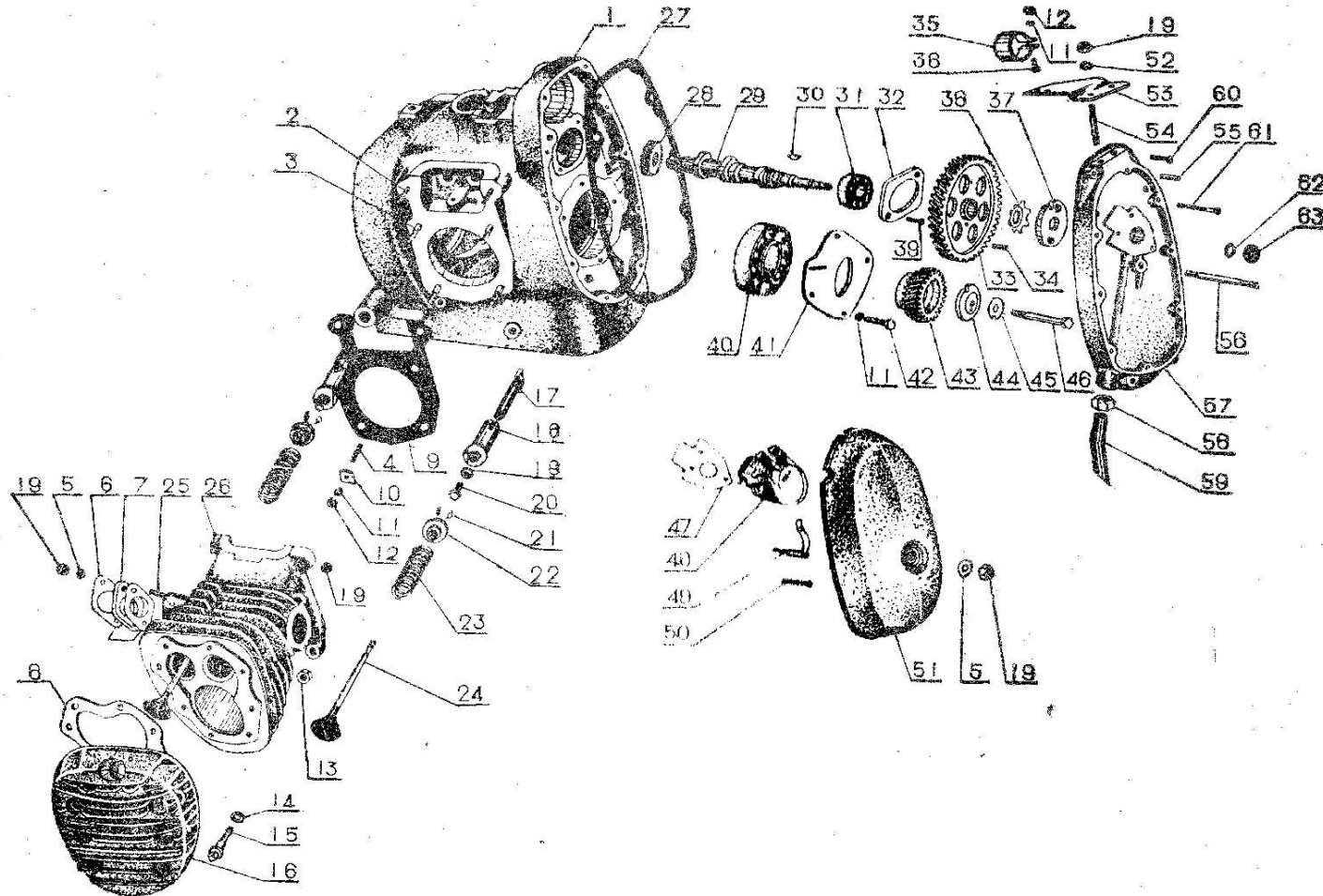
Engine type 7502P78FM, SV boxer twin
Capacity 746 ccm
Max. Power @ rpm 16,4Kw @ 4500 rpm
Max torque @ rpm 39Nm @ 3100 rpm
Electrical system 6 Volt DC, 60 Watt
Starter Kickstart











-- 2 --

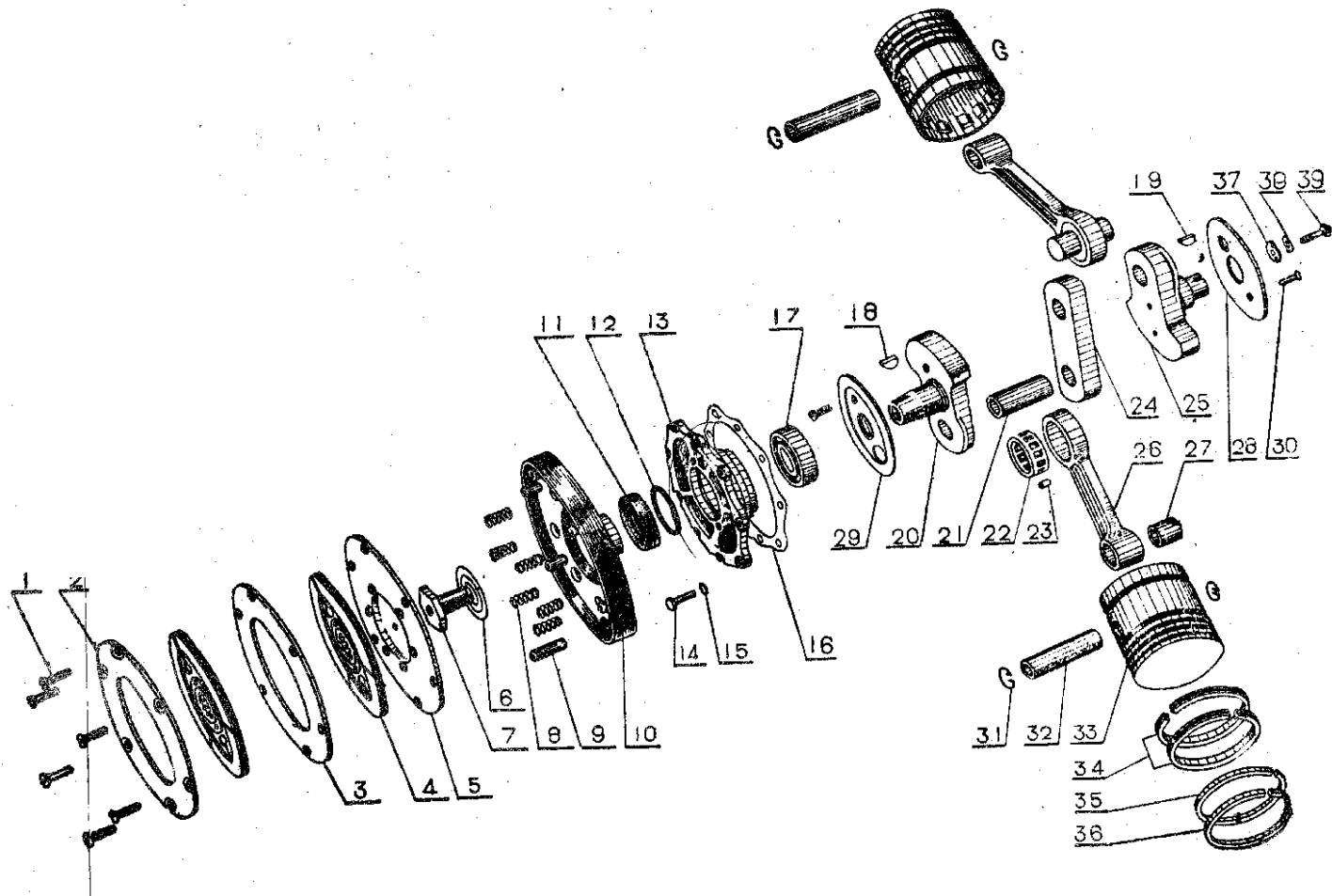



		Engine II assembly 720000A I			
Module	S/N	Drawing		Qunty	Remarks
M1-EA-I-3	1	722037 B	Crank case	1	
M1-EA-I-3	2	720055	Stud	2	
M1-EA-I-3		722056	//	2	
M1-EA-I-3	3	72052	//	8	
M1-EA-I-3	4	721021	//	2	
M1-EA-I-3	5	110858	Washer	5	Washer GB848-76
M1-EA-I-3	6	721122	Carburetor pad	4	
M1-EA-I-3	7	721110	//	2	
M1-EA-I-3	8	7201808 L.	Cylinder cover spacer assembly .	1/1	
M1-EA-I-3		7201809 R.	//	1/1	
M1-EA-I-3	9	722058	Cylinder spacer	2	
M1-EA-I-3	10	721024	Tappet guide sleeve platen	2	
M1-EA-I-3	11	100SM-50	Spring washer	8	Washer 6GB859-76
M1-EA-I-3	12	110837	Nut	4	M6 X 1G B52-76
M1-EA-I-3	13	722053	//	8	M10x1GB52-76
M1-EA-I-3	14	110860	Washer	16	Washer 10G B848 X 76
M1-EA-I-3	15	72116	Screw	16	


 Engine II assembly 720000A I					
Module	S/N	Drawing	Name	Qunty	Remarks
M1-EA-I-4	16	7201502	Right cylinder cover	1	
M1-EA-I-4	17	7201411	Tappet	4	
M1-EA-I-4	18	721015	Tappet guide sleeve	4	
M1-EA-I-4	19	722024	Nut	15	M8 x 1 G B52-76
M1-EA-I-4	20	721017	Regulating screw	4	
M1-EA-I-4	21	721104	Air valve lock pin	4 pair	
M1-EA-I-4	22	721102	Lower press disk	4	
M1-EA-I-4	23	721100	Air valve spring	4	
M1-EA-I-4	24	7201416D	Air valve	4	
M1-EA-I-4	25	721112	Stud	2	
M1-EA-I-4		721113	//	2	
M1-EA-I-4	26	7201301	Right cylinder	1	Left cylinder is 7201302
M1-EA-I-4	27	722098	Washer	1	
M1-EA-I-4	28	75001402	Oil pump driving gear	1	
M1-EA-I-4	29	7201401	Camshaft	1	
M1-EA-I-4	30	721009	Half round-key	1	
M1-EA-I-4	31	723011	Roll-bearing	1	205GB276-64


 Engine II assembly 720000A I					
Module	S/N	Drawing	Name	Qunty	Remarks
M1-EA-I-5	32	721007	Bearing platen	1	
M1-EA-I-5	33	7201406	Gas-distributing gear	1	
M1-EA-I-5	34	721085	Pin	1	
M1-EA-I-5	35	722109	Ignition coil clamp	1	
M1-EA-I-5	36	722050	Screw	2	M6 x 18G B32- 6
M1-EA-I-5	37	722031A	Air flow plate	1	
M1-EA-I-5	38	722150	Air flow plate spring	1	
M1-EA-I-5	39	003304	Screw	2	M6X16G B68-66
M1-EA-I-5	40	722021	Roll-bearing	1	207G B276-64
M1-EA-I-5	41	7202806A	Front-bearing platen assembly	1	
M1-EA-I-5	42	722038	Bolt	4	M6X16G B30-76
M1-EA-I-5	43	7201229A	Drive gear	1	
M1-EA-I-5	44	722011	Platen	1	
M1-EA-I-5	45	722013	Lock wafer	1	
M1-EA-I-5	46	722012	Bolt	1	M8 X 1 X 55G B21-76
M1-EA-I-5	47	FDQ009	Distributor washer	1	
M1-EA-I-5	48	7213900	Distributor assembly	1	FDQ-1

		Engine II assembly 720000A I			
Module	S/N	Drawing	Name	Qunty	Remarks
M1-EA-I-6	49	7202813A	Distributor baffle nut	1	
M1-EA-I-6	50	722030	Screw	2	M5 X 30G B69-76
M1-EA-I-6	51	7201166	Crank case front cover	1	
M1-EA-I-6	52	100GB-51	Spring washer	2	Washer 8G B859-76
M1-EA-I-6	53	722103	Ignition coil retaining plate	1	
M1-EA-I-6	54	722022	Stud	2	
M1-EA-I-6	55	110887	Locating pin	1	
M1-EA-I-6	56	722026	Stud	1	
M1-EA-I-6	57	722018A	Crank case gear cover	1	
M1-EA-I-6	58	722020	Nut	1	M16 X 1.5GB53-76
M1-EA-I-6	59	722019	Airflow pipe	1	
M1-EA-I-6	60	722064	Screw	4	M6X 30GB68-76
M1-EA-I-6	61	722063	//	6	M6X40G B68-76
M1-EA-I-6	62	722083	Leather cup spring	1	
M1-EA-I-6	63	722029	Sealing leather cup	1	
M1-EA-I-6	1-4	7202809A	Crank case combination	1	Including 44.45.47 on draw P12

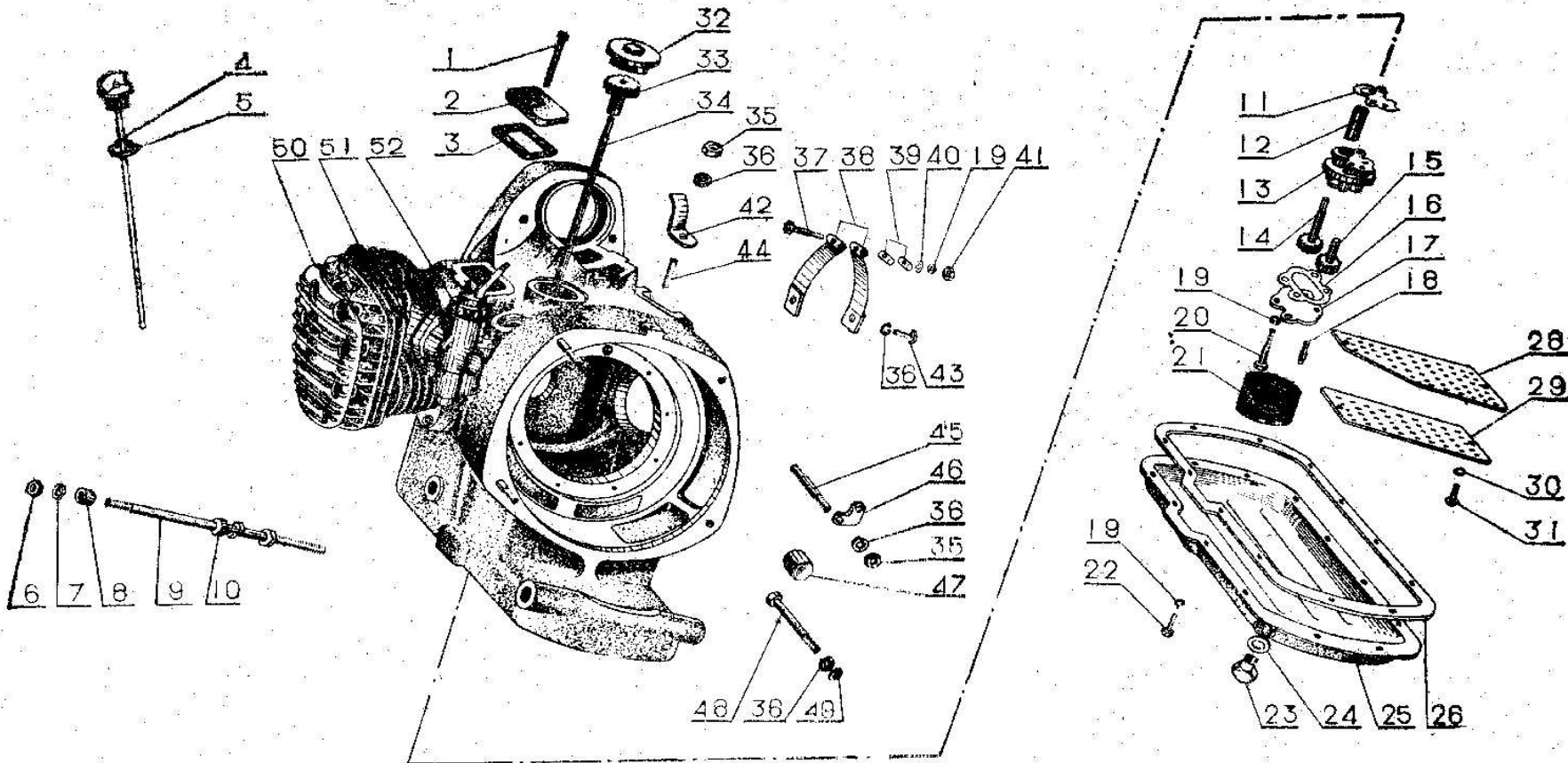


 Engine II assembly 720000A II					
Module	S/N	Drawing	Name	Qunty	Remarks
M1-EA-II-9	1	722005	Screw	6	
M1-EA-II-9	2	722039	Supporting plate	1	
M1-EA-II-9	3	722036	Drive wafer	1	
M1-EA-II-9	4	7202802	Friction wafer combination	2	
M1-EA-II-9	5	722008	Platen	1	
M1-EA-II-9	6	722002	Lock wafer	1	
M1-EA-II-9	7	722001	Crank shaft rear screw	1	
M1-EA-II-9	8	722009	Clutch spring	6	
M1-EA-II-9	9	7201225	Link pin	6	
M1-EA-II-9	10	7201223A	Flywheel	1	
M1-EA-II-9	11	75001136	Sealing leather cup	1	
M1-EA-II-9	12	75001140	Leather cup spring	1	
M1-EA-II-9	13	7201141A	Rear bearing fitting body	1	
M1-EA-II-9	14	722050	Screw	9	M6 X 18GB30-76
M1-EA-II-9	15	110856	Washer	9	Washer 6G B848-76
M1-EA-II-9	16	722097	Mounting gasket	1	
M1-EA-II-9	17	722021	Crank shaft rear bearing	1	207G B276-64G series


 Engine II assembly 7200000A II					
Module	S/N	Drawing	Name	Qunty	Remarks
M1-EA-II-10	18	722007	Crank shaft rear part key	1	
M1-EA-II-10	19	722010	Crank shaft front part key	1	
M1-EA-II-10	20	7201211A	Crank shaft rear part	1	
M1-EA-II-10	21	7201203	Crank pin	2	
M1-EA-II-10	22	7201208	Rolling stick retainer	2	
M1-EA-II-10	23	7201209	Rolling stick	24	
M1-EA-II-10	24	7201202	Crank cheek	1	
M1-EA-II-10	25	7201201A	Crank shaft front part	1	
M1-EA-II-10	26	7201233	Link rod	2	
M1-EA-II-10	27	7201234	Link rod bush	2	
M1-EA-II-10	28	7201213B	Front oil-proof disk	1	
M1-EA-II-10	29	7201213A	Rear oil-proof disk	1	
M1-EA-II-10	30	003304	Screw	2	
M1-EA-II-10	31	721106	Clasp	4	
M1-EA-II-10	32	7201238	Piston pin Ø21	21	note 1
M1-EA-II-10	33	7201239	Piston Ø78	2	note 2
M1-EA-II-10	34	7201218T	Oil-sealing ring	4	note 3


 Engine II assembly 7200000A II					
Module	S/N	Drawing	Name	Qunty	Remarks
M1-EA-II-11	35	7201217T	Air-sealing ring	2	note 4
M1-EA-II-11	36	7201235T	Chromium plated air-sealing ring	2	note 5
M1-EA-II-11	37	722011	Crank shaft front fixing plate	1	
M1-EA-II-11	38	722013	Crank shaft front screw pin slice	1	
M1-EA-II-11	39	722012	Crank shaft front fixing gear screw	1	
M1-EA-II-11					
M1-EA-II-11	9-10	7201230A	Flywheel combination	1	
M1-EA-II-11	20-27	7202901A	Crank shaft combination	1	
M1-EA-II-11	20-30	7202902A	Crank shaft combination with oil proof key	1	
M1-EA-II-11	26-27	7202801	Link rod combination	2	
M1-EA-II-11	31-36	7201903	Piston combination	2	Weight piston without with piston pin and clasp


NOTE:
 (1) Note 1 means this part is a standard part, the external diameter of which is 21mm.
 If it has to be enlarged, first time it can be enlarged by 0.08mm and 0.12mm for the second time.
 (2) Notes 2, 3, 4, 5 are standard parts, If they have to be enlarged, first time they can be enlarged by 0.25mm and 0.5mm up to 1.5mm for the second time.

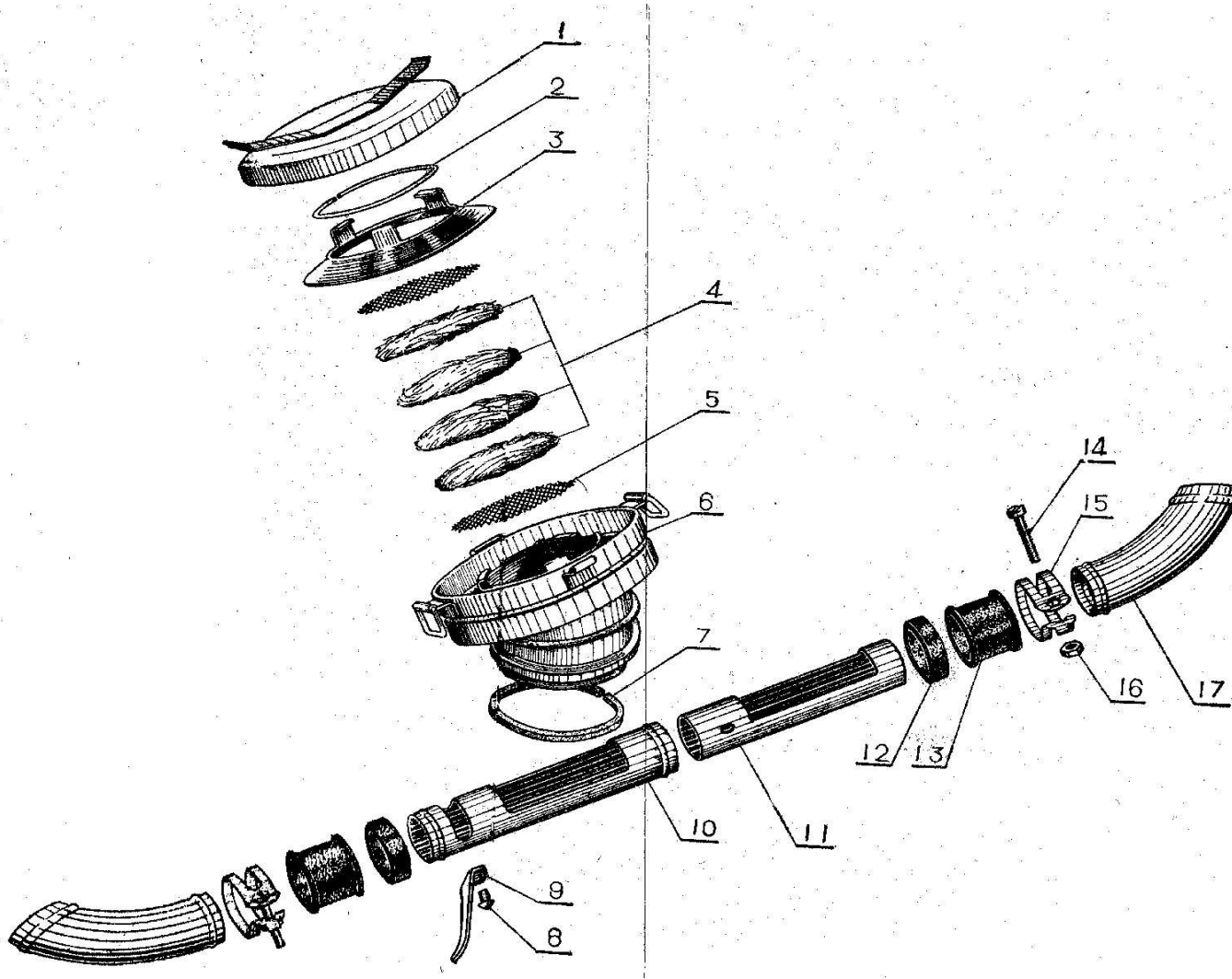



1
2
3
4
5
6
7
8
9
10
11
12
13
14
15
16
17
18
19
20
21
22
23
24
25
26
27
28
29
30
31
32
33
34
35
36
37
38
39
40
41
42
43
44
45
46
47
48
49
50
51
52
53
54
55
56
57
58
59
60
61
62
63
64
65
66
67
68
69
70
71
72
73
74
75
76
77
78
79
80
81
82
83
84
85
86
87
88
89
90
91
92
93
94
95
96
97
98
99
100
101
102
103
104
105
106
107
108
109
110
111
112
113
114
115
116
117
118
119
120
121
122
123
124
125
126
127
128
129
130
131
132
133
134
135
136
137
138
139
140
141
142
143
144
145
146
147
148
149
150
151
152
153
154
155
156
157
158
159
160
161
162
163
164
165
166
167
168
169
170
171
172
173
174
175
176
177
178
179
180
181
182
183
184
185
186
187
188
189
190
191
192
193
194
195
196
197
198
199
200
201
202
203
204
205
206
207
208
209
210
211
212
213
214
215
216
217
218
219
220
221
222
223
224
225
226
227
228
229
230
231
232
233
234
235
236
237
238
239
240
241
242
243
244
245
246
247
248
249
250
251
252
253
254
255
256
257
258
259
260
261
262
263
264
265
266
267
268
269
270
271
272
273
274
275
276
277
278
279
280
281
282
283
284
285
286
287
288
289
290
291
292
293
294
295
296
297
298
299
300
301
302
303
304
305
306
307
308
309
310
311
312
313
314
315
316
317
318
319
320
321
322
323
324
325
326
327
328
329
330
331
332
333
334
335
336
337
338
339
340
341
342
343
344
345
346
347
348
349
350
351
352
353
354
355
356
357
358
359
360
361
362
363
364
365
366
367
368
369
370
371
372
373
374
375
376
377
378
379
380
381
382
383
384
385
386
387
388
389
390
391
392
393
394
395
396
397
398
399
400
401
402
403
404
405
406
407
408
409
410
411
412
413
414
415
416
417
418
419
420
421
422
423
424
425
426
427
428
429
430
431
432
433
434
435
436
437
438
439
440
441
442
443
444
445
446
447
448
449
450
451
452
453
454
455
456
457
458
459
460
461
462
463
464
465
466
467
468
469
470
471
472
473
474
475
476
477
478
479
480
481
482
483
484
485
486
487
488
489
490
491
492
493
494
495
496
497
498
499
500
501
502
503
504
505
506
507
508
509
510
511
512
513
514
515
516
517
518
519
520
521
522
523
524
525
526
527
528
529
530
531
532
533
534
535
536
537
538
539
540
541
542
543
544
545
546
547
548
549
550
551
552
553
554
555
556
557
558
559
560
561
562
563
564
565
566
567
568
569
570
571
572
573
574
575
576
577
578
579
580
581
582
583
584
585
586
587
588
589
590
591
592
593
594
595
596
597
598
599
600
601
602
603
604
605
606
607
608
609
610
611
612
613
614
615
616
617
618
619
620
621
622
623
624
625
626
627
628
629
630
631
632
633
634
635
636
637
638
639
640
641
642
643
644
645
646
647
648
649
650
651
652
653
654
655
656
657
658
659
660
661
662
663
664
665
666
667
668
669
670
671
672
673
674
675
676
677
678
679
680
681
682
683
684
685
686
687
688
689
690
691
692
693
694
695
696
697
698
699
700
701
702
703
704
705
706
707
708
709
710
711
712
713
714
715
716
717
718
719
720
721
722
723
724
725
726
727
728
729
730
731
732
733
734
735
736
737
738
739
740
741
742
743
744
745
746
747
748
749
750
751
752
753
754
755
756
757
758
759
760
761
762
763
764
765
766
767
768
769
770
771
772
773
774
775
776
777
778
779
780
781
782
783
784
785
786
787
788
789
790
791
792
793
794
795
796
797
798
799
800
801
802
803
804
805
806
807
808
809
810
811
812
813
814
815
816
817
818
819
820
821
822
823
824
825
826
827
828
829
830
831
832
833
834
835
836
837
838
839
840
841
842
843
844
845
846
847
848
849
850
851
852
853
854
855
856
857
858
859
860
861
862
863
864
865
866
867
868
869
870
871
872
873
874
875
876
877
878
879
880
881
882
883
884
885
886
887
888
889
890
891
892
893
894
895
896
897
898
899
900
901
902
903
904
905
906
907
908
909
910
911
912
913
914
915
916
917
918
919
920
921
922
923
924
925
926
927
928
929
930
931
932
933
934
935
936
937
938
939
940
941
942
943
944
945
946
947
948
949
950
951
952
953
954
955
956
957
958
959
960
961
962
963
964
965
966
967
968
969
970
971
972
973
974
975
976
977
978
979
980
981
982
983
984
985
986
987
988
989
990
991
992
993
994
995
996
997
998
999
1000

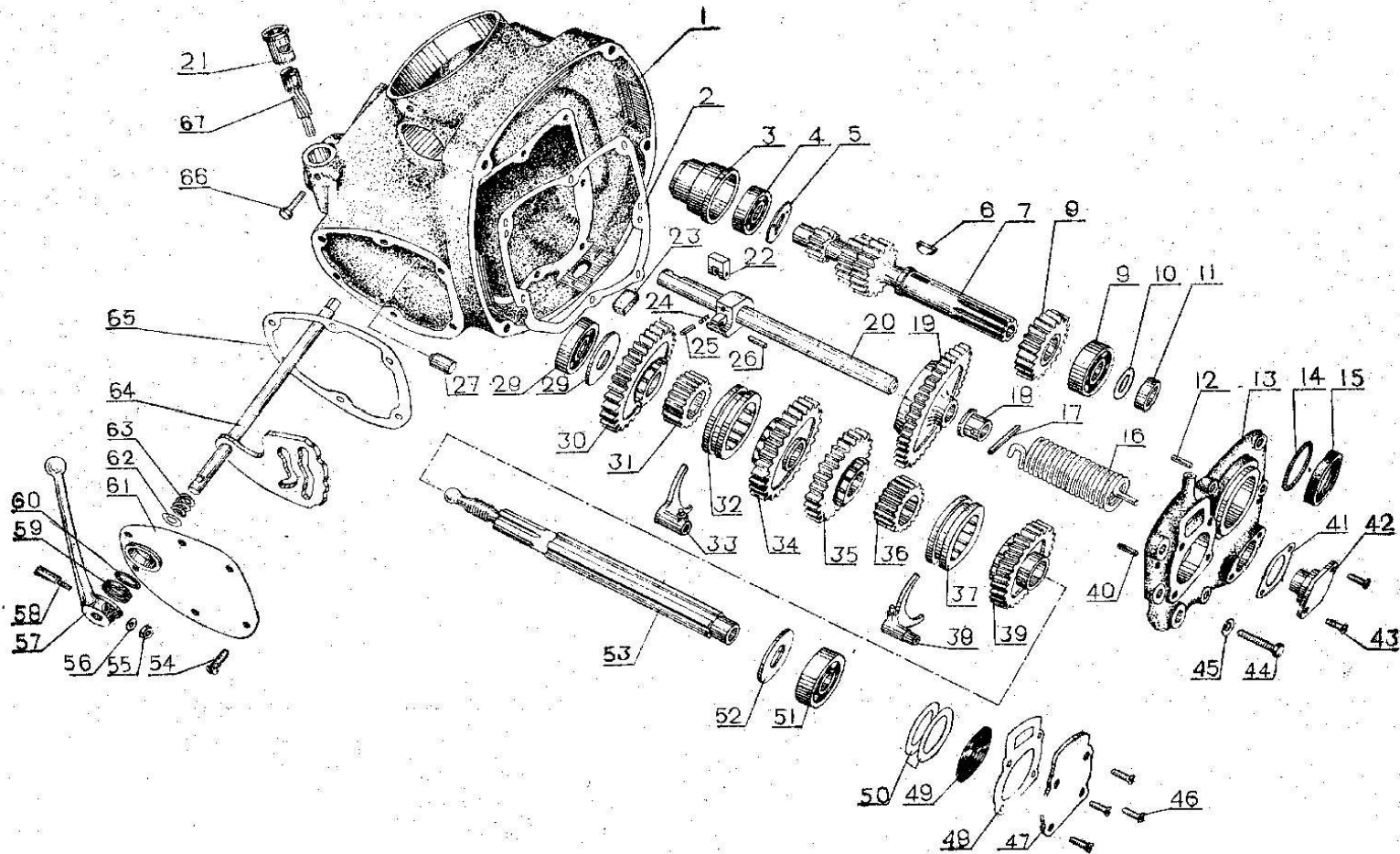
 Engine II assembly 7200000A II					
Module	S/N	Drawing	Name	Qunty	Remarks
M1-EA-II-13	1	722061	Air valve cover screw	2	M6 X 60G B69-76
M1-EA-II-13	2	722059	Air valve cover	2	
M1-EA-II-13	3	722060	Air valve washer	2	
M1-EA-II-13	4	7500299y	Oil dip rod combination	1	
M1-EA-II-13	5	722045	Washer	1	
M1-EA-II-13	6	001106	Nut	4	
M1-EA-II-13	7	010306	Spring washer	4	Washer 12G B859-76
M1-EA-II-13	8	7209154	Washer	2	
M1-EA-II-13	9	720915	front Bolt rear	11	
M1-EA-II-13	10	7209156	Washer	2	
M1-EA-II-13	11	724015	Washer	1	
M1-EA-II-13	12	724007	Link shaft sleeve	1	
M1-EA-II-13	13	724001	Oil pump body	1	
M1-EA-II-13	14	724002	Driving gear	1	
M1-EA-II-13	15	724003	Driven gear	1	
M1-EA-II-13	16	724014	Washer	1	
M1-EA-II-13	17	724004	Oil pump cover	1	


 Engine II assembly 7200000A II					
Module	S/N	Drawing	Name	Qunty	Remarks
M1-EA-II-14	18	724005	Screw	2	
M1-EA-II-14	19	I 00GB -50	Spring washer	15	Washer 6GBB859-76
M1-EA-II-14	20	724006	Screw	2	M6X50GB30-76
M1-EA-II-14	21	7204801	Oil filter combination	4	
M1-EA-II-14	22	722038		12	M6X 16GB30-76
M1-EA-II-14			Screw		
M1-EA-II-14	23	723035	Oil plug	1	
M1-EA-II-14	24	723036	Washer	1	
M1-EA-II-14	25	7202811	Oil pan assembly	1	
M1-EA-II-14	26	722015	Oil pan washer	1	
M1-EA-II-14	27				
M1-EA-II-14	28	7500289	Foam fliter	1	
M1-EA-II-14	29	722040	//	1	
M1-EA-II-14	30	54504	Spring washer	4	Washer 5GBB859-76
M1-EA-II-14	31	K0163	Screw	4	
M1-EA-II-14	32	722070	Threaded blockage	1	
M1-EA-II-14	33	724009	Oil pump driving gear	1	
M1-EA-II-14	34	724008	Oil pump link shaf t	1	


 Engine II assembly 720000A III					
Module	S/N	Drawing	Name	Qunty	Remarks
M1-EA-III-15	35	722024	Nut	4	M8X 1G52-76
M1-EA-III-15	36	100GB-51	Spring washer	7	Washer 8GB859-76
M1-EA-III-15	37	722102	Bolt	1	M6X 55GB30-76
M1-EA-III-15	38	722099	Generator fixing clamp	2	
M1-EA-III-15	39	722101	Generator clamp pin	2	
M1-EA-III-15	40	110856	Washer	1	Washer 8GB848-76
M1-EA-III-15	41	110837	Nut	1	M6GB52-76
M1-EA-III-15	42	722072	Generator support	1	
M1-EA-III-15	43	722073	Screw	2	M8X 16QGB30-76
M1-EA-III-15	44	722074	Support stud	1	
M1-EA-III-15	45	722049	Speed changing box bolt	3	
M1-EA-III-15	46	722114A	Cable f ixing frame	1	
M1-EA-III-15	47	722062A	Camshaft bush	1	
M1-EA-III-15	48	722047	Fixed speed changing box bolt	1	M8X 75GB21-76
M1-EA-III-15	49	110858	Washer	3	Washer 8GB848-76 J E
M1-EA-III-15	50	7201503	Left cylinder	1	
M1-EA-III-15	51	7201901	Left cylinder combination	1	Right cylinder combination7201902





 Air Intake System					
Module	S/N	Drawing No.	Description	Quantity	Remarks
M1-AI-18	1	7201802	Air filter cover combination	1	
M1-AI-18	2	721043	Clip ring	1	
M1-AI-18	3	721041	Air filter barrier	1	
M1-AI-18	4	721047	Air filter extender	4	
M1-AI-18	5	721040	Air filter net	2	
M1-AI-18	6	7201801	Air filter body combination	1	
M1-AI-18	7	721057	Felt	1	
M1-AI-18	8	721066	Rivet	1	5X8GB109-76
M1-AI-18	9	721067	Air valve rod	1	
M1-AI-18	10	721063	Air valve outer pipe	1	
M1-AI-18	11	721065	Air valve inner pipe	1	
M1-AI-18	12	721075	Valve outside pipe sealing ring	2	
M1-AI-18	13	721077	Air intake pipe sealing ring	4	M6X30GB67-76
M1-AI-18	14	721081	Screw	4	
M1-AI-18	15	721071	Air valve attachment clip	4	
M1-AI-18	16		Nut	4	M6GB39-76
M1-AI-18	17	721130	Air intake pipe	2	




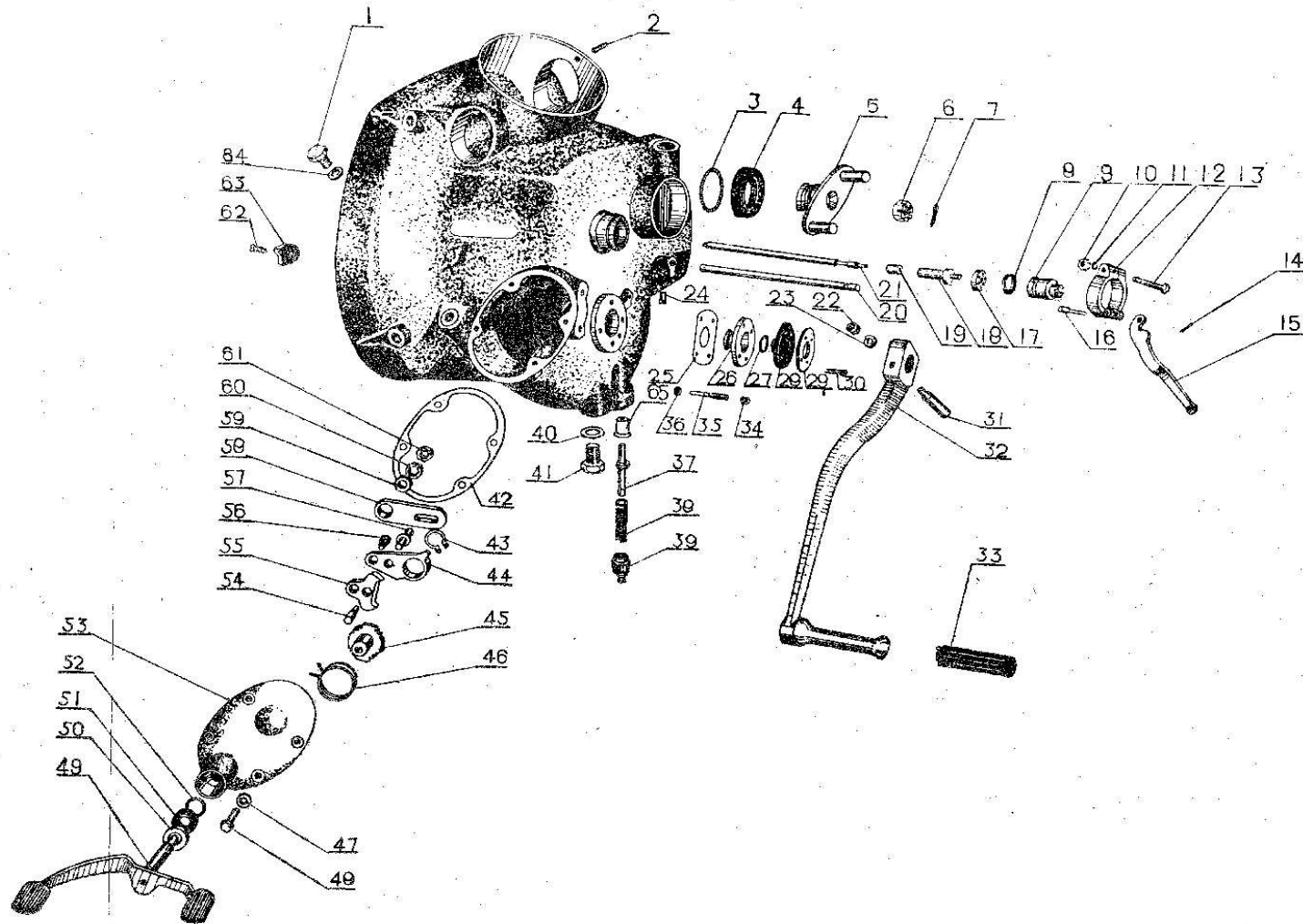
 Speed changing box assembly 7203900A I					
Module	S/N	Drawing	Name	Qunty	Remarks
M1-SB-I-21	1	723131	Drive housing crank case	1	
M1-SB-I-21	2	723029	Crank case front cover washer	1	
M1-SB-I-21	3	723116	First shaft throw-over bush	1	
M1-SB-I-21	4	723012	Roller-bearing	1	12204 GB283-64
M1-SB-I-21	5	723072	Oil-catch disk	1	
M1-SB-I-21	6	723145	First shaft gear key	1	
M1-SB-I-21	7	723143	First shaft	1	
M1-SB-I-21	8	723144	First shaft IV speed gear	1	
M1-SB-I-21	9	723011	Ball-bearing	1	205 GB276-64
M1-SB-I-21	10	723076	Separating bush washer	1	
M1-SB-I-21	11	723075	Firsh shaft separating bush	1	
M1-SB-I-21	12	723030	Pin	1	
M1-SB-I-21	13	7204107-B	Front cover	1	
M1-SB-I-21	14	723125	Leather cup spring	1	
M1-SB-I-21	15	723031	Leather cup	1	
M1-SB-I-21	16	723105	Starting shaft spring	1	
M1-SB-I-21	17	723107	Bush stop pin	1	


 Speed changing box assembly 7203900A I					
Module	S/N	Drawing	Name	Qunty	Remarks
M1-SB-I-22	18	723106	Starting shaft bush	1	
M1-SB-I-22	19	723158	Starting gear	1	
M1-SB-I-22	20	7204401-13	Starting shaft	1	
M1-SB-I-22	21	723070	Revolution counter bush	1	
M1-SB-I-22	22	7204402-13	Starting mechanism brake block	1	
M1-SB-I-22	23	723034	Speed changing feit	1	
M1-SB-I-22	24	7204404	Brake spring	1	
M1-SB-I-22	25	7204406	Brake spring pin	1	
M1-SB-I-22	26	7204403	Starting mechanism pin	1	
M1-SB-I-22	27	7203807	Stopper assy	1	
M1-SB-I-22	28	723010	Ball-bearing	1	
M1-SB-I-22	29	723073	Oil-catch disk	1	
M1-SB-I-22	30	723147	Two axle I-speed gear	1	
M1-SB-I-22	31	723151	Two axle link gear	1	
M1-SB-I-22	32	723152	Joint sleeve	1	
M1-SB-I-22	33	723153	I-speed II-speed puller fork	1	
M1-SB-I-22	34	723148	Two axle II speed gear	1	


 Speed changing box assembly 7203900A I					
Module	S/N	Drawing	Name	Qunty	Remarks
M1-SB-I-23	35	723149	Two axle III speed gear	1	
M1-SB-I-23	36	723151	Two axle link gear	1	
M1-SB-I-23	37	723152	Joint sleeve	1	
M1-SB-I-23	38	723157	III, IV-speed puller gear	1	
M1-SB-I-23	39	723150	Two IV-speed gear	1	
M1-SB-I-23	40	723030	pin	1	
M1-SB-I-23	41	723027	Bush spacer	1	
M1-SB-I-23	42	723005	Starting shaft front bush	1	
M1-SB-I-23	43	003306	Screw	2	M6 X 22G B68-76
M1-SB-I-23	44	723055	Front cover fixing bolt	7	M6 X 25-QG B59-66
M1-SB-I-23	45	100GB-50	Spring washer	7	Washer 6G B859-76
M1-SB-I-23	46	003304	Screw	4	M6X16GB68-76
M1-SB-I-23	47	723006	Cover plate	1	
M1-SB-I-23	48	723028	Cover plate spacer	1	
M1-SB-I-23	49	7203812	Oil deflector disk combination	1	
M1-SB-I-23	50	723033	Adjusting spacer	2	As per thickness 0.2
M1-SB-I-23	51	723010	Ball-bearing	1	304G B276-64


 Speed changing box assembly 7203900A I					
Module	S/N	Drawing	Name	Qunty	Remarks
M1-SB-I-24	52	723073	Oil-catch disk	1	
M1-SB-I-24	53	723146	Two shaft	1	
M1-SB-I-24	54	723050	Fixing screw	6	M6 x 14G B69 -76
M1-SB-I-24	55	51003	Nut	1	M5G B52-76
M1-SB-I-24	56	110855	Washer	1	
M1-SB-I-24	57	7204316	Speed changing handle	1	
M1-SB-I-24	58	723094	Screw	1	M5
M1-SB-I-24	59	723023	Leather cup	1	
M1-SB-I-24	60	723112	Leather cup spring	1	
M1-SB-I-24	61	723001Y	Drive mechanism housing right cover	1	
M1-SB-I-24	62	723127	Support spring washer	1	
M1-SB-I-24	63	723087	Speed changing support spring	1	
M1-SB-I-24	64	723089	Plate and shaft assy	1	
M1-SB-I-24	65	723024	Right cover washer	1	
M1-SB-I-24	66	723063	Revolution indicater stop screw	1	
M1-SB-I-24	67	7204245	Revolution indicater driven gear	1	
M1-SB-I-24	1,3,27	7203801A	Speed changing body assy	1	


 Speed changing box assembly 7203900A I					
Module	S/N	Drawing	Name	Qunty	Remarks
M1-SB-I-25	16-26	7203902A	Starting machanism assy	1	Not including 21, 23
M1-SB-I-25	4 -11	7203908	First shaft assy	1	
M1-SB-I-25	29-39	7203909	Two shaft assy	1	Not including 33, 38
M1-SB-I-25	52-53			1	
M1-SB-I-25	12-13	7203802	Front cover assy	1	
M1-SB-I-25	22-26	7203808	Starting shaft assy	1	Not including 23

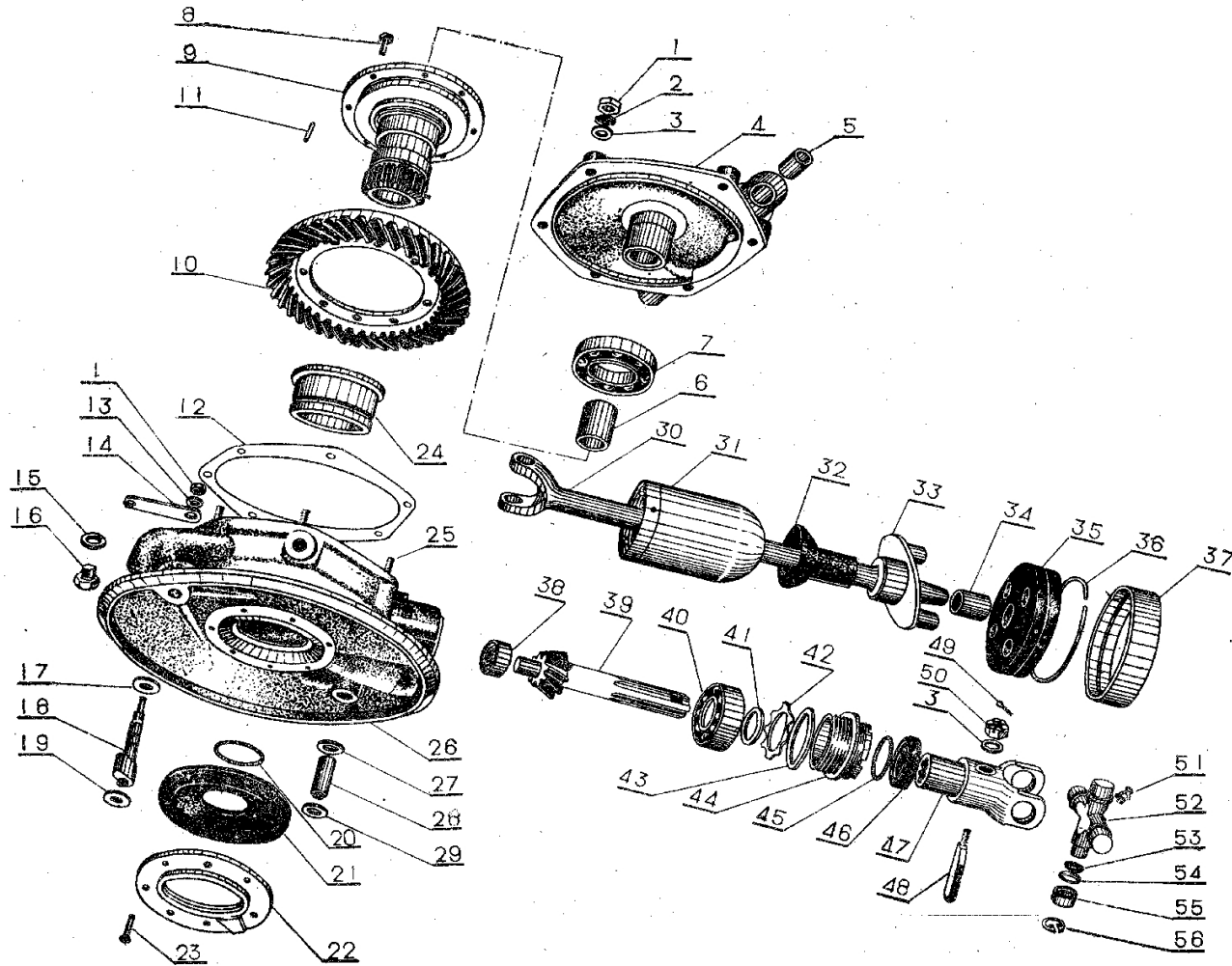



 Speed changing box assembly 7203900A II					
Module	S/N	Drawing	Name	Qunty	Remarks
M1-SB-II-27	1	723035	Oil plug	1	
M1-SB-II-27	2	723130	Screw	2	M6X16GB71-76
M1-SB-II-27	3	723111	Leather cup spring	1	
M1-SB-II-27	4	723126	Leather cup	1	
M1-SB-II-27	5	7204240A	Contactork disk	1	
M1-SB-II-27	6	723078	Disk fixing nut	1	
M1-SB-II-27	7	110958	Split cotter	1	3X 30GB91-76
M1-SB-II-27	8	722087	Jaw sealing ring	1	
M1-SB-II-27	9	7203206	Clutch disengaging slide block	1	
M1-SB-II-27	10	110837	Nut	1	M6GB52-76
M1-SB-II-27	11	100GB -50	Spring washer	1	Washer 6GB859-76
M1-SB-II-27	12	722088	Disengaging lever chuck ring	1	
M1-SB-II-27	13	722089A	Link bolt	1	M6x 45GB35-76
M1-SB-II-27	14	53514	Split cotter	1	2X 20GB91-76
M1-SB-II-27	15	722092	Disengaging pull lever	1	
M1-SB-II-27	16	722093	Disengaging lever pin	1	
M1-SB-II-27	17	7202810	Axial bearing assy	1	


 Speed changing box assembly 7203900A II					
Module	S/N	Drawing	Name	Qunty	Remarks
M1-SB-II-28	18	7203211	Clutch disengaging lever	1	
M1-SB-II-28	19	722082	Sealing felt	1	
M1-SB-II-28	20	7204307	Speed changing fork-ended rod	1	
M1-SB-II-28	21	722081	Disengaging lever	1	
M1-SB-II-28	22	722024	Nut	1	M8X1 GB52-76
M1-SB-II-28	23	100GB-51	Spring washer	1	Washer 8GB859-76
M1-SB-II-28	24	723130	Screw	1	M6X14 GB71-76
M1-SB-II-28	25	723025	Paper spacer	1	
M1-SB-II-28	26	723007	Starting shaft rear bush	1	
M1-SB-II-28	27	723009	Leather cup spring	1	
M1-SB-II-28	28	723008	Leather cup	1	
M1-SB-II-28	29	723026	Press plate	1	
M1-SB-II-28	30	723056	Screw	4	M5X20GB69-76
M1-SB-II-28	31	723108	Wedge screw	1	
M1-SB-II-28	32	7203816	Starting pedal rod assy	1	
M1-SB-II-28	33	723103	Cover	1	
M1-SB-II-28	34	722024	Nut	2	M8X1 GB52-76


 Speed changing box assembly 7203900A II					
Module	S/N	Drawing	Name	Qunty	Remarks
M1-SB-II-29	35	723156	Crank throw adjusting screw	2	
M1-SB-II-29	36	110858	Washer	2	Washer 8G B848-76 t .
M1-SB-II-29	37	723040	Buffer pin screw	1	
M1-SB-II-29	38	723039	Buffer spring	1	
M1-SB-II-29	39	723038	Buffer screw plug	1	
M1-SB-II-29	40	723036	Oil plug washer	1	
M1-SB-II-29	41	723035	Oil plug	1	
M1-SB-II-29	42	723142	Left lid paper pad	1	
M1-SB-II-29	43	723142	Labyrinth seal	1	
M1-SB-II-29	44	723135	Brake crank throw	1	
M1-SB-II-29	45	723141	Ratchet	1	
M1-SB-II-29	46	723086	Back spring	1	
M1-SB-II-29	47	110856	Washer	4	
M1-SB-II-29	48	723052A	Bolt	4	
M1-SB-II-29	49	7203813	Pedal assy	1	
M1-SB-II-29	50	723161	Adjusting washer	as required	Ø30 X 12. 5 = 0.5 - 1
M1-SB-II-29	51	723023	Leather cup	1	


 Speed changing box assembly 7203900A II					
Module	S/N	Drawing	Name	Qunty	Remarks
M1-SB-II-30	52	723112	Leather cup spring		
M1-SB-II-30	53	723132y	Left lid	1	
M1-SB-II-30	54	723136	Spring stop pin	1	
M1-SB-II-30	55	723139	Gear shifting holding detent	1	
M1-SB-II-30	56	723138	Locking pawl shaft	1	
M1-SB-II-30	57	723137	Crank throw retaining pin	1	
M1-SB-II-30	58	723140	Crank throw rocker	1	
M1-SB-II-30	59	110858	Washer	1	8G B848-76
M1-SB-II-30	60	100GB-51	Spring washer	1	Washer 8GB859-76 ti IN
M1-SB-II-30	61	722024	Nut	1	
M1-SB-II-30	62	003304	Screw	1	
M1-SB-II-30	63	723047	Brake of pawl	1	
M1-SB-II-30	64	723036	Oil plug washer	1	
M1-SB-II-30	65	723042	Buffer pin bush	1	
M1-SB-II-30	54-57	7203815	Brake crank throw assy	1	Including 44
M1-SB-II-30	43-46	7203910	Left cover fitting assembly	1	Including 49-81
M1-SB-II-30	32-33	7203903	Starting pedal lever assy	1	

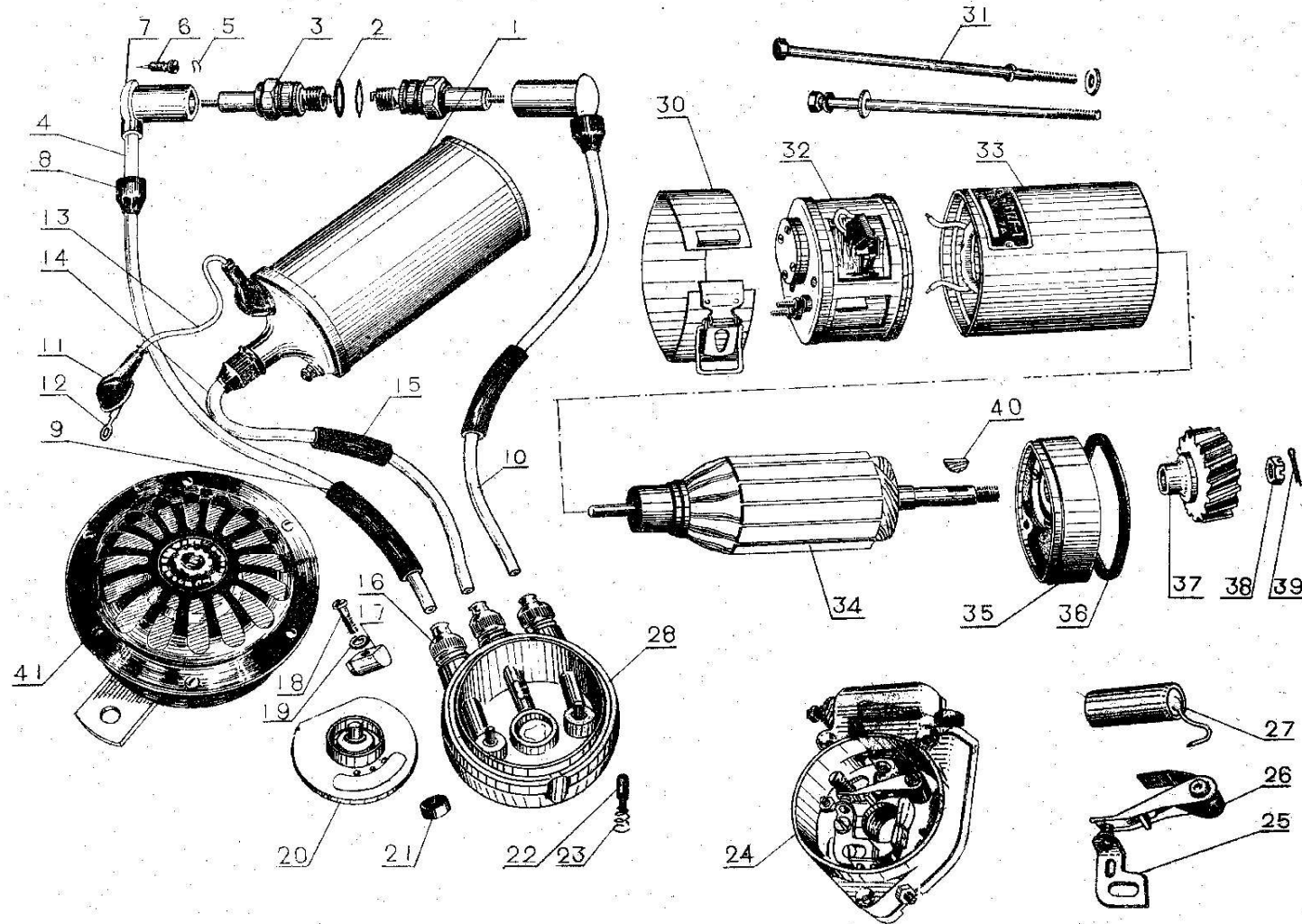



 Rear Driving System Assembly 7205900					
Module	S/N	Drawing No.	Description	Quantity	Remarks
M1-RD-32	1	722024	Nut	7	M8X1GBB52-76
M1-RD-32	2	100-51	Spring washer	6	Washer 8GB859-76
M1-RD-32	3	110858	Washer	7	Washer 8GB848-76
M1-RD-32	4	7205121	Rear driving device casing cover	1	
M1-RD-32	5	7205110	Orient shaft sleeve	2	
M1-RD-32	6	7205343	Supporting sleeve	1	
M1-RD-32	7	722021	Ball—bearing	1	207GB276-64
M1-RD-32	8	7205231	Bolt	8	M8X1X12
M1-RD-32	9	7205229	Driven gear siltell	1	
M1-RD-32	10	7205227	Driven gear	1	
M1-RD-32	11	7505238	Needle	45	
M1-RD-32	12	7205107	Washer	for selection	measure thickness and play
M1-RD-32	13	7205344	Elastic washer	1	
M1-RD-32	14	7205603	Rear brake crank throw	1	
M1-RD-32	15	723036	Oil plug washer	2	
M1-RD-32	16	723035	Oil plug	2	
M1-RD-32	17	7206213	Washer	1	


 Rear Driving System Assembly 7205900					
Module	S/N	Drawing No.	Description	Quantity	Remarks
M1-RD-33	18	7205340	Rear brake cam	1	
M1-RD-33	19	7205341	Washer	1	
M1-RD-33	20	7205114	Leather cup spring	1	
M1-RD-33	21	7205113	Sealing cup	1	
M1-RD-33	22	7205116	Sealing cup cover	1	
M1-RD-33	23	K0163	Screw	7	M5X14GB67-76
M1-RD-33	24	7205104	Shaft sleeve	1	
M1-RD-33	25	7205346	Bolt	6	
M1-RD-33	26	7205101	Rear driving casing	1	
M1-RD-33	27	7206204	Washer	1	
M1-RD-33	28	7205336	Brake block set shaft	1	
M1-RD-33	29	7203337	Washer	1	
M1-RD-33	30	7205301	Driving shaft	1	Should he ordered together with S/N33
M1-RD-33	31	7205806	Universal joint cap assy	1	
M1-RD-33	32	7205306	Sealing sleeve	1	
M1-RD-33	33	7205307A	Coupler disc	1	
M1-RD-33	34	7205342	Inner ferrule	1	


 Rear Driving System Assembly 7205900					
Module	S/N	Drawing No.	Description	Quantity	Remarks
M1-RD-34	35	7205324	Elastic coupler disc	1	
M1-RD-34	36	7205329	Lock ring	1	
M1-RD-34	37	7205328	Outer ferrule	1	
M1-RD-34	38	72052-1	Needle bearing	1	No.874601
M1-RD-34	39	7205202	Driving gear	1	
M1-RD-34	40	72052-2	Double line ball bearing	1	No. 86704 or 3056304
M1-RD-34	41	7205318-322	Adjusting washer	For selection	Thickness 0.8, 0.95, 0.4, 1.1, 1.15
M1-RD-34		7205325	Adjusting washer	For selection	Thickness 0.55
M1-RD-34		7205330	Adjusting washer	For selection	Thickness 0.70
M1-RD-34	42	7205214A	Washer	1	
M1-RD-34	43	7205224A	Rear driving nut sealing washer	1	
M1-RD-34	44	7205223	Bearing nut	1	
M1-RD-34	45	7205339	Leather cup spring	1	
M1-RD-34	46	7205338	Sealing leather cup	1	
M1-RD-34	47	7205309	Universal joint	1	
M1-RD-34	48	7205323	Gear set screw	1	
M1-RD-34	49	53514	Split cotter	1	2 X 20GB91-76

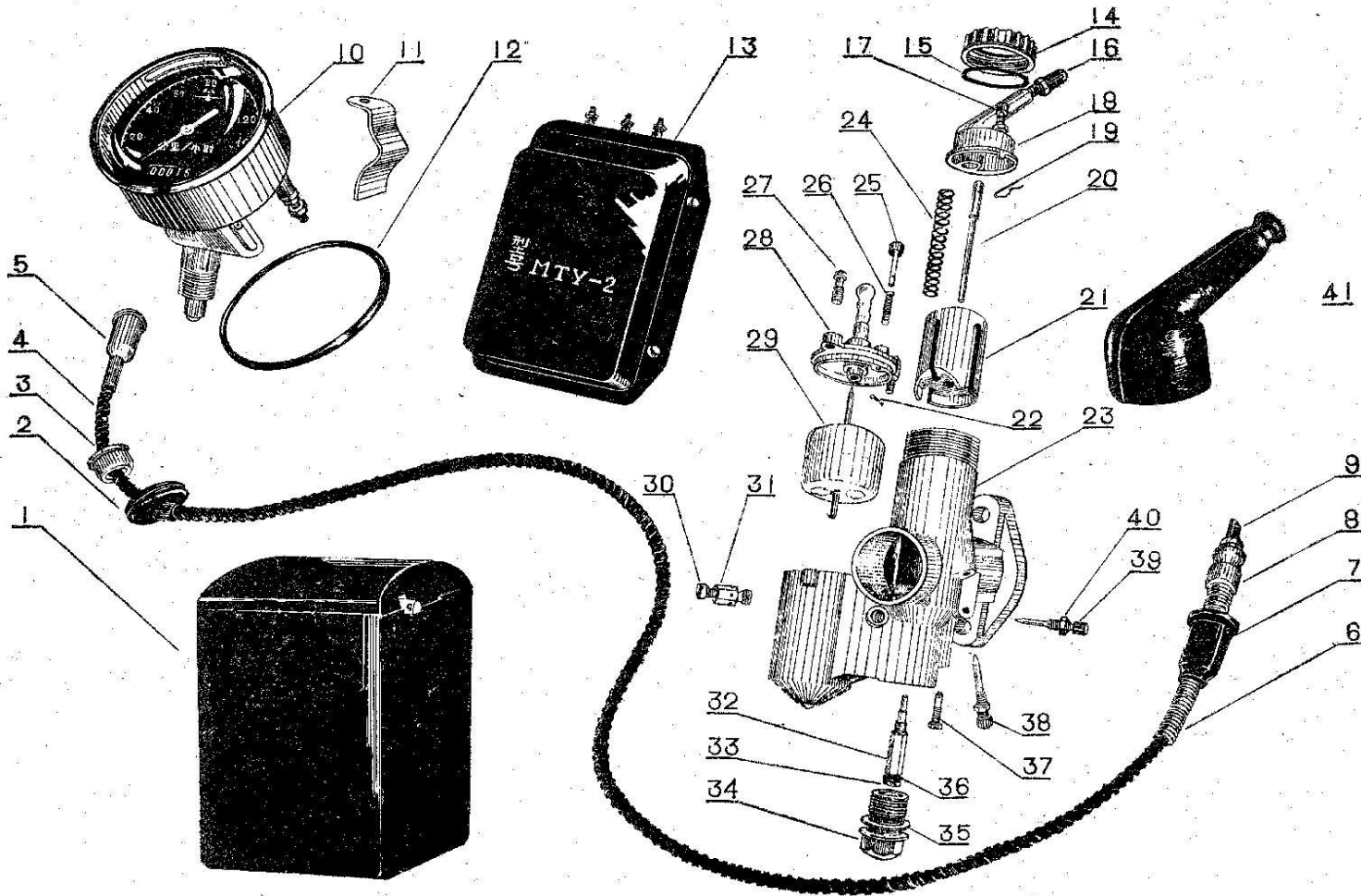
 Rear Driving System Assembly 7205900					
Module	S/N	Drawing No.	Description	Quantity	Remarks
M1-RD-35	50	7205345	Nut	1	
M1-RD-35	51	7203806	Lubricator fitting assy	2	M6 X 1JB273-60
M1-RD-35	52	7205311	Cross shaft	1	
M1-RD-35	53	7205312	Sealing rubber ring	4	
M1-RD-35	54	7205313	Sealing ring shell	4	
M1-RD-35	55	720553-2	Needle bearing assy	4	No. 904700 or 904700S
M1-RD-35	56	720537	Clamping ring	4	Labyrinth seal 19GB893-67
M1-RD-35					
M1-RD-35	4-5	7205803	Outer shell cover assy	1	
M1-RD-35	7-10	7205901	Driven gear assy	1	
M1-RD-35	18-19	7205804	Rear brake cam assy	1	
M1-RD-35	28-29	7205805	Brake block set shaft assy	1	
M1-RD-35	24-29	7205801	Rear driving shell assy	1	
M1-RD-35	30-33	72-5807	Driving shaft assy	1	
M1-RD-35	34-37	7205902	Elastic universal coupler assy	1	





 Engine assessories and acoustical accessories					
Module	S/N	Drawing	Name	Qunty	Remarks
M1-EC-37	1	7214900	Ignition coil DQ121	1	
M1-EC-37	2		Spark plug shim	2	Puronase with spark
M1-EC-37	3	7215900	Spark plug 14-11- 1	2	
M1-EC-37	4	7218810	High-tension cable	1	L=480
M1-EC-37	5	7218809	Elastic lock	2	
M1-EC-37	6	7218808	Spark plug joint screw	2	
M1-EC-37	7	7218811	Spark plug joint shell	2	
M1-EC-37	8	7218802	Spark plug protecting cap	2	
M1-EC-37	9	7218807	High-voltage cable protecting ring	2	
M1-EC-37	10	7218812	High-voltage cable	1	L=440
M1-EC-37	11	7218842	Protecting cap	2	
M1-EC-37	12	7218841	Joint	1	Other end is 7218841-A
M1-EC-37	13	7218843	Low-tension cable	1	L = 195
M1-EC-37	14	7218815	High-tension cable	1	L = 265
M1-EC-37	15	7218806	Protecting ring	1	
M1-EC-37	16	FDQ015	Wire protecting cap	3	
M1-EC-37	17	FDQ403	Nut	1	


 Engine assessories and acoustical accessories					
Module	S/N	Drawing	Name	Qunty	Remarks
M1-EC-38	18	FDQ-3701106	Screw	1	
M1-EC-38	19	X-1489	Spring washer	1	
M1-EC-38	20	3L58300	Distributor disk assembly	1	
M1-EC-38	21	FDQ302	Carbon slice	1	
M1-EC-38	22	M11-5173	Carbon head	2	
M1-EC-38	23	M11-1575	Spring	2	
M1-EC-38	24	3L003003	Braker assy	1	including 25-27
M1-EC-38	25	FDQ110	Contact plate assembly	1	
M1-EC-38	26	FDQ120	Rocker arm assembly	1	
M1-EC-38	27	4L-499001	Capacitor 0.15-0.3Eif	1	
M1-EC-38	28	FDQ300	Distributor cover assy	1	16, 21-23
M1-EC-38				1	
M1-EC-38	4-9	7216901	Left cylinder ignition cable assy	1	
M1-EC-38	5-6	7216905	Spark plug joint screw assy	2	
M1-EC-38	5-10	7216902	Right cylinder ignition cable assy	1	
M1-EC-38	11-13	7216904	Low-tension cable assy	1	
M1-EC-38	14-15	7216903	High-tension cable assy	1	

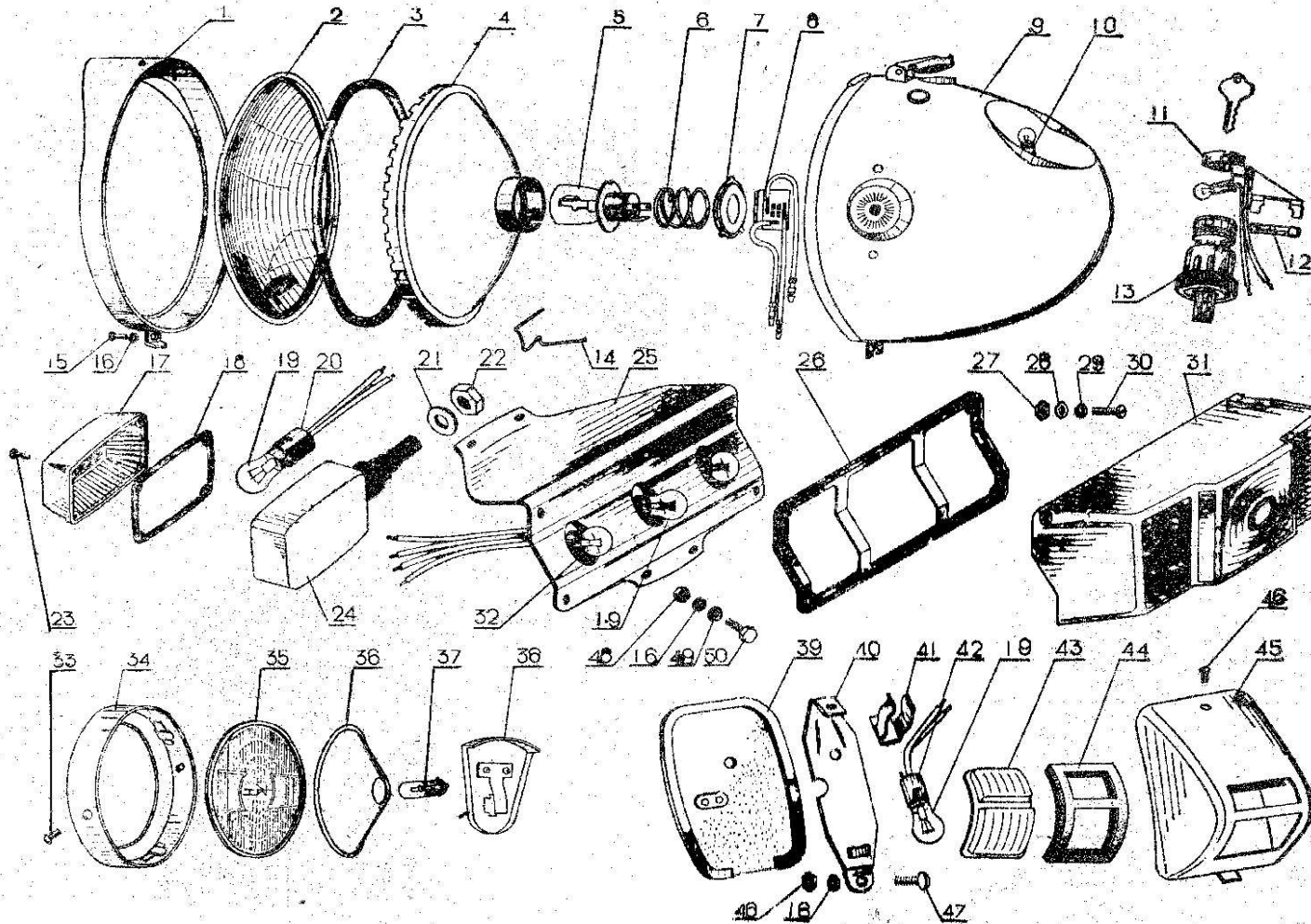
 Engine assessories and acoustical accessories					
Module	S/N	Drawing	Name	Qunty	Remarks
M1-EC-39	16-28	FDQ- 1	Distributor	1	
M1-EC-39	30	270002	Protecting cap assy	1	
M1-EC-39	31	468001	Bolt assy	2	
M1-EC-39	32	120080	Rear end cover assy	1	
M1-EC-39	33	100355	Stator assembly	1	
M1-EC-39	34	500005	Armature assembly	1	
M1-EC-39	35	120090	Front end cover assembly	1	
M1-EC-39	36	722071	Rubber washer	1	
M1-EC-39	37	721134	Generator gear	1	
M1-EC-39	38	473000	Nut	1	M10x 15
M1-EC-39	39		Split cotter 2X20	1	G B91- 67 - 15 -Zn
M1-EC-39	40	721009	Wood ruff key	1	
M1-EC-39	41	DL38-6/1C	Electric horn	1	L B38-6
M1-EC-39	30-35	002082	MZF-11 Assembly figure	1	





		Electrical Equipment Battery, Regulator Adjustor, Carburetor			
Module	S/N	Drawing	Name	Qunty	Remarks
M1-EE-41	1	3-M -14	Battery	1	3M-12A
M1-EE-41	2	M72-1	Dust -proof sleeve 1	1	
M1-EE-41	3	54-403	Nut	1	
M1-EE-41	4	54-2500	Flexible pipe 1	1	
M1-EE-41	5	54-304	Flare connector	1	
M1-EE-41	6		Spring	1	
M1-EE-41	7	M72-2	Dust-proof sleeve	1	
M1-EE-41	8	54-313	Moveable joint	1	Inside with 54-330 flexibleshaft assy
M1-EE-41	9	54-610	Flat square head	1	
M1-EE-41	2-9	54-46	Speed -odometer flexible shaft assy	1	8-38
M1-EE-41	10	ML -160	Speed-odometer	1	
M1-EE-41	11	7226101	Clamp with speed-odometer	2	
M1-EE-41	12	72261	Sealing washer	1	
M1-EE-41	13	MTY-1, or MTY -45	Relay adjustor	1	Matched generator MEF- 11
M1-EE-41	14	QHq-15-18K	Nut	2	
M1-EE-41	15	QHq-15-20	Spacer	2	
M1-EE-41	16	QHq -15-22	Pipe connector	2	


 Electrical Equipment Battery, Regulator Adjustor, Carburetor					
Module	S/N	Drawing	Name	Qunty	Remarks
M1-EE-42	17	QHQ-15-11	Upper stop screw	2	
M1-EE-42	18	QI-IQ-15-19AK	Right cover	each 1	QHQ-15-19K Left cover
M1-EE-42	19	Q1-IQ-15-28	Cam	2	
M1-EE-42	20	QHQ-15-02	Main sprayer nozzle needle	2	
M1-EE-42	21	QHQ-15-01K	Throlttle valve	2	
M1-EE-42	22		Split pin	2	
M1-EE-42	23	QHQ-16-lo-01	Right shell assy	each 1	G B91 -58
M1-EE-42	24	QHQ-15-21	Spring	2	QHQ-15-10-O1A Left shell assy
M1-EE-42	25	Q1-1Q-15-20-00	Snap button assy	2	
M1-EE-42	26	QHQ-15-17	Spring	2	
M1-EE-42	27	QHQ-15-24	Screw	2	
M1-EE-42	28	QI-IQ-15-03K	Oil cup cover	4	
M1-EE-42	29	QHQ-15-30-00	Float assy	2	
M1-EE-42	30	QHQ-15-16	Head of screw	2	
M1-EE-42	31	QIIQ-15-14	Air scrw	2	Including QHQ-15-15 filter
M1-EE-42	32	; QIIQ- 15-04	Main sprayer nozzle	2	
M1-EE-42	33	QHQ- 15-05K	Main prayer nozzle screw	2	
M1-EE-42					

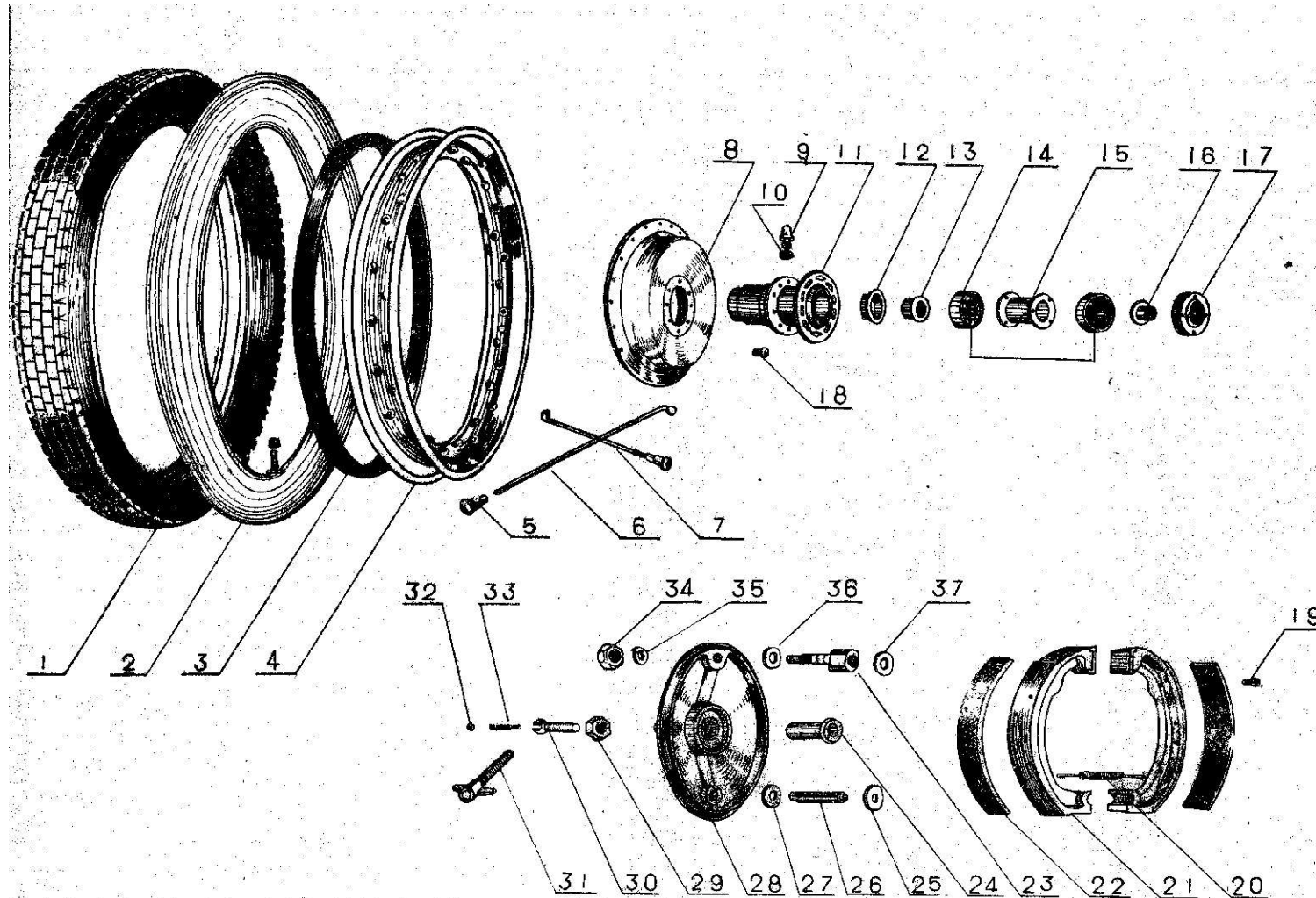
 Electrical Equipment Battery, Regulator Adjustor, Carburetor					
Module	S/N	Drawing	Name	Qunty	Remarks
M1-EE-43	34	QH-Q-15-40-00	Oil filter assy	2	
M1-EE-43	35	QH-Q-15-23	Spacer	2	
M1-EE-43	36	QH-Q-15-06	Spacer	2	
M1-EE-43	37	QH-Q-15-07K	Idling nozzle	2	
M1-EE-43	38	QH-Q-15-12	Lower stop screw	2	
M1-EE-43	39	QH-Q-15-10	Idling adjusting screw	2	
M1-EE-43	40	QH-Q-15-27	Hexagonal right and left link screw	8	M6X 0.75
M1-EE-43	41	K7211325	Sleeve	2	
M1-EE-43	14-40	7211902	Right carburetor assy with figure (QH-Q15)	each 1	7211901 left carburetor (QH-Q-15)





		Lighting			
Module	S/N	Drawing No.	Description	Quantity	Remarks
M1-LG-45	1	WD170M-2-11000	Lamp loop assy	1	
M1-LG-45	2	WD170M-2-12001	Parabolic mirror	1	
M1-LG-45	3	WD170M-2-12002	Sealing pad	1	
M1-LG-45	4	WD170M-2-12100	Reflector glass and lamp head	1	
M1-LG-45	5	6V35/ 25W	Bulb	1	
M1-LG-45	6	DT-4002	Ø42 lamp head spring	1	
M1-LG-45	7	DT-6101	Bulb cartridge		
M1-LG-45	8	DT-8701	Socket	1	
M1-LG-45	9	WD170M-2-20000	Lamp shell assy	1	including 10-13
M1-LG-45	10	WD170M-2-24000	Speed-odometer assy	1	
M1-LG-45	11	WD170M-2-23000	Switching arrangement assy	1	including 12
M1-LG-45	12	15A 6X30	Fuse	1	
M1-LG-45	13	JK414	Ignition cock	1	
M1-LG-45	14	DT-4302	NUMBER 2 gib	8	
M1-LG-45	15		Screw	1	M6 X 20GB945-76
M1-LG-45	16		Spring washer	7	Washer 6GB93-76
M1-LG-45	17	7218610	Lamp cap	2	


		Lighting			
Module	S/N	Drawing No.	Description	Quantity	Remarks
M1-LG-46	18	7218609	Spacer	2	
M1-LG-46	19	QT 6-21/6-3	Buib	4	
M1-LG-46	20	7218606	Bouble line lamp head	2	
M1-LG-46	21		Washer	2	Washer 12GB95-76
M1-LG-46	22		Nut	2	M12GB95-76
M1-LG-46	23		Screw	8	M3X12 GB69--76
M1-LG-46	24	7218607	Body assy	2	
M1-LG-46	25	7218681	Lamp jack	1	
M1-LG-46	26	7218687	Rubber pad	1	
M1-LG-46	27		Nut	4	M4GB52-76
M1-LG-46	28		Washer	4	Washer 4GB97-76
M1-LG-46	29		Spring washer	4	Washer 40GB93 -76
M1-LG-46	30		Screw	4	M4X25GB65-76
M1-LG-46	31	7218684	Stop lamp cap	1	
M1-LG-46	32	QT6-3	Bulb	2	
M1-LG-46	33		Screw	1	M4 X 6GB67-76
M1-LG-46	34	9108821	Side car front lamp cover	1	

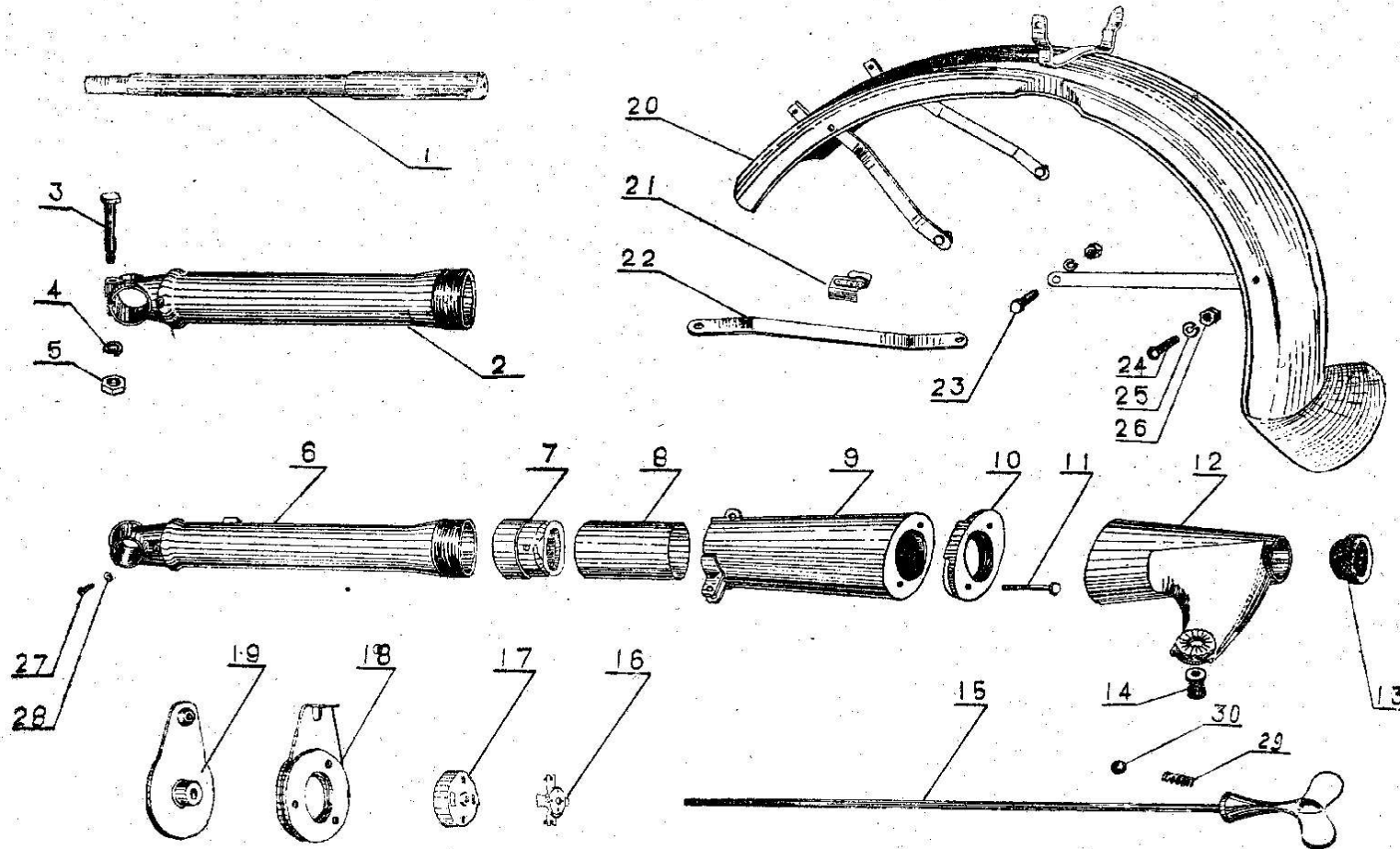
		Lighting			
Module	S/N	Drawing No.	Description	Quantity	Remarks
M1-LG-47	35	9108832A	Side car front lamp	1	
M1-LG-47	36	9108831	Reflector glass cover	1	
M1-LG-47	37	6-8V 3w	Bulb	1	
M1-LG-47	38	9108840	Side car front lamp jack	1	
M1-LG-47	39	SG7220303A	Sealing ring	1	
M1-LG-47	40	SG7220201	Jack	1	
M1-LG-47	41	SG7220206	Lamp clip	1	
M1-LG-47	42	1158 Type	Double leg lamp jack	1	
M1-LG-47	43	SG7220208	Filter	1	
M1-LG-47	44	SG7220207	Washer	1	
M1-LG-47	45	SG7220202	Lamp cap	1	
M1-LG-47	46		Screw	1	M4 X 8GB67 —76
M1-LG-47	47		Screw	2	M6X14GB67-76
M1-LG-47	48		Nut	6	M6GB52-76
M1-LG-47	49		Washer	4	Washer 6G13848-76 MA
M1-LG-47	50		Screw	4	M6X12GB30-76
M1-LG-47	1-16	WD170M-2-0000	Front lamp assy	1	





 Wheel Assembly K7206 And Front Wheel Brake K72062					
Module	S/N	Drawing No.	Description	Quantity	Remarks
M1-WB-50	1	K7206126	Outer tyre	4	
M1-WB-50	2	K7206124	Inner tube	4	
M1-WB-50	3	K720-12	Wheel rim filler strip	4	
M1-WB-50	4	K7206117	Wheel rim filler strip	4	
M1-WB-50	5	7206125	Screw nail on the spokes	160	ordered in set
M1-WB-50	6	Z7206120	Long spoke	80	
M1-WB-50	7	Z7206115	Short spoke	80	
M1-WB-50	8	7206102	Brake plate	4	
M1-WB-50	9	K7206121	Filler	4	
M1-WB-50	10	7206104	Washer	4	
M1-WB-50	11	7206100	Boss	4	
M1-WB-50	12	K7206109	Washer	4	
M1-WB-50	13	K7206111	Right thrust shaft hub	4	
M1-WB-50	14		Bail-bearing	8	204GB276-64
M1-WB-50	15	K7206108	Middle shaft hub with washer	4	
M1-WB-50	16	K7206112	Left thrust shaft hub	4	
M1-WB-50	17	K72061—2	Oil sealing nut assy	4	

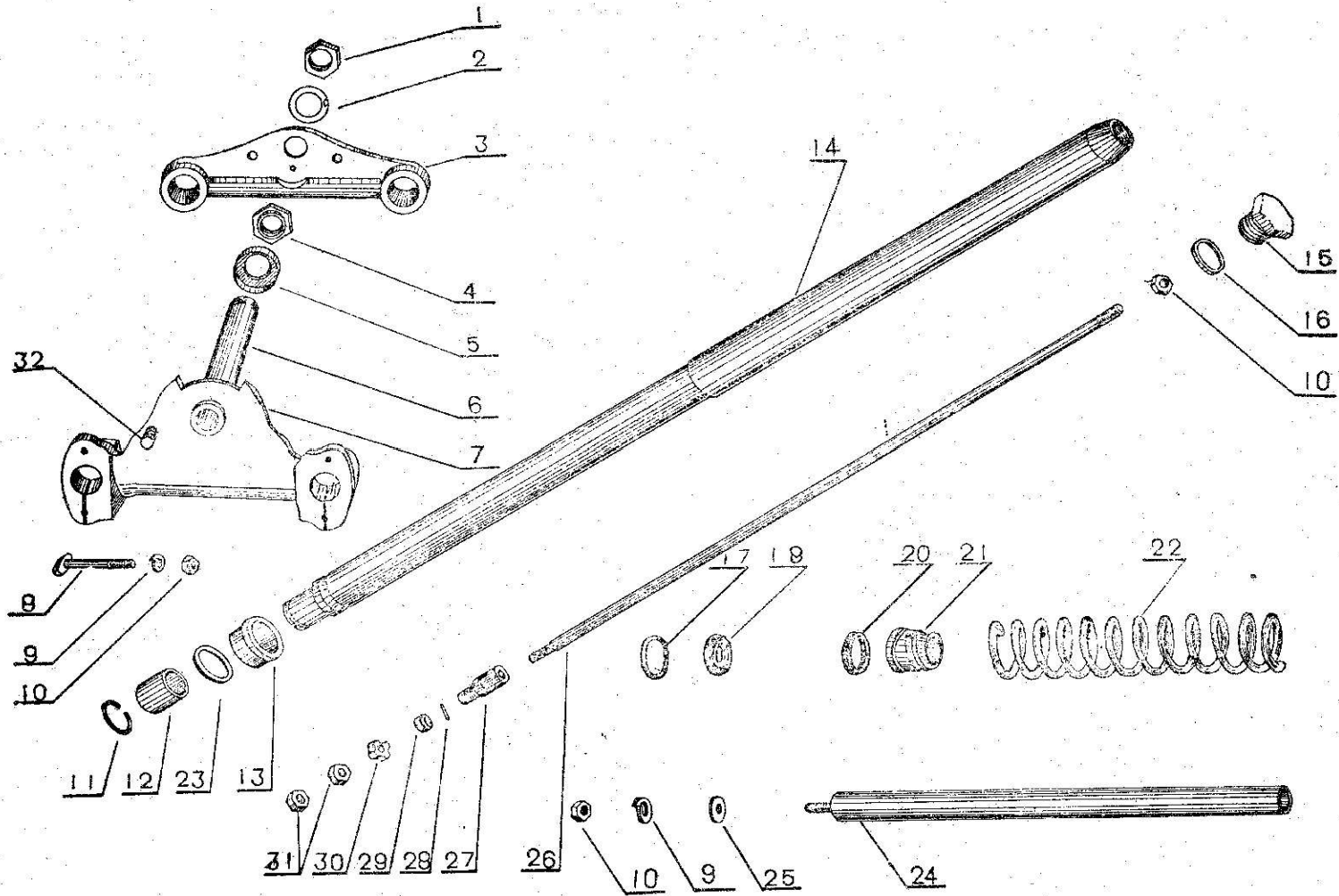
 Wheel Assembly K7206 And Front Wheel Brake K72062					
Module	S/N	Drawing No.	Description	Quantity	Remarks
M1-WB-51	18		Rivet	32	5X 16GB863-76
M1-WB-51	19	7206217—A	Rivet	36	
M1-WB-51	20	K7206223	Brake spring	4	
M1-WB-51	21	7206221—A	Brake shoe block	4	
M1-WB-51	22	7206218	Brake tape	4	
M1-WB-51	23	K7206211	Front brake eccentric cam	1	
M1-WB-51	24	K7206206	Front brake hub	1	
M1-WB-51	25		Washer	1	10X20X1GB1018 —76
M1-WB-51	26	K7206202	Front brake shoe block rotatory shaft	1	
M1-WB-51	27		Washer	1	Washer 14GB848-76
M1-WB-51	28	K7206207	Front brake hub	1	
M1-WB-51	29		Nut	1	M10GB54 — 76
M1-WB-51	30	K7206224A	Screw fixing fulcrum	1	
M1-WB-51	31	K7206228—A	Front brake cable screw	1	
M1-WB-51	32		Steel ball	1	Ø4GB308-64
M1-WB-51	33		Spring	1	HB3-1-0.8-4-9
M1-WB-51	34		Nut	1	M10XIGB52-76


 Wheel Assembly K7206 And Front Wheel Brake K72062					
Module	S/N	Drawing No.	Description	Quantity	Remarks
M1-WB-52	36		Washer	1	Washer 10GB859-76
M1-WB-52	36		Washer	1	Washer 12GB97-76
M1-WB-52	37	K7206209	Front brake cam bump	1	
M1-WB-52					
M1-WB-52	4-18	K72061-1	Wheel	4	
M1-WB-52	8-11	7206103	Hub with brake plate	4	Including rivet 18
M1-WB-52	21-22	72062	Brake shoe block assy	2	Including rivet 19
M1-WB-52	19-37	K72062	Brake hub with brake shoe	1	




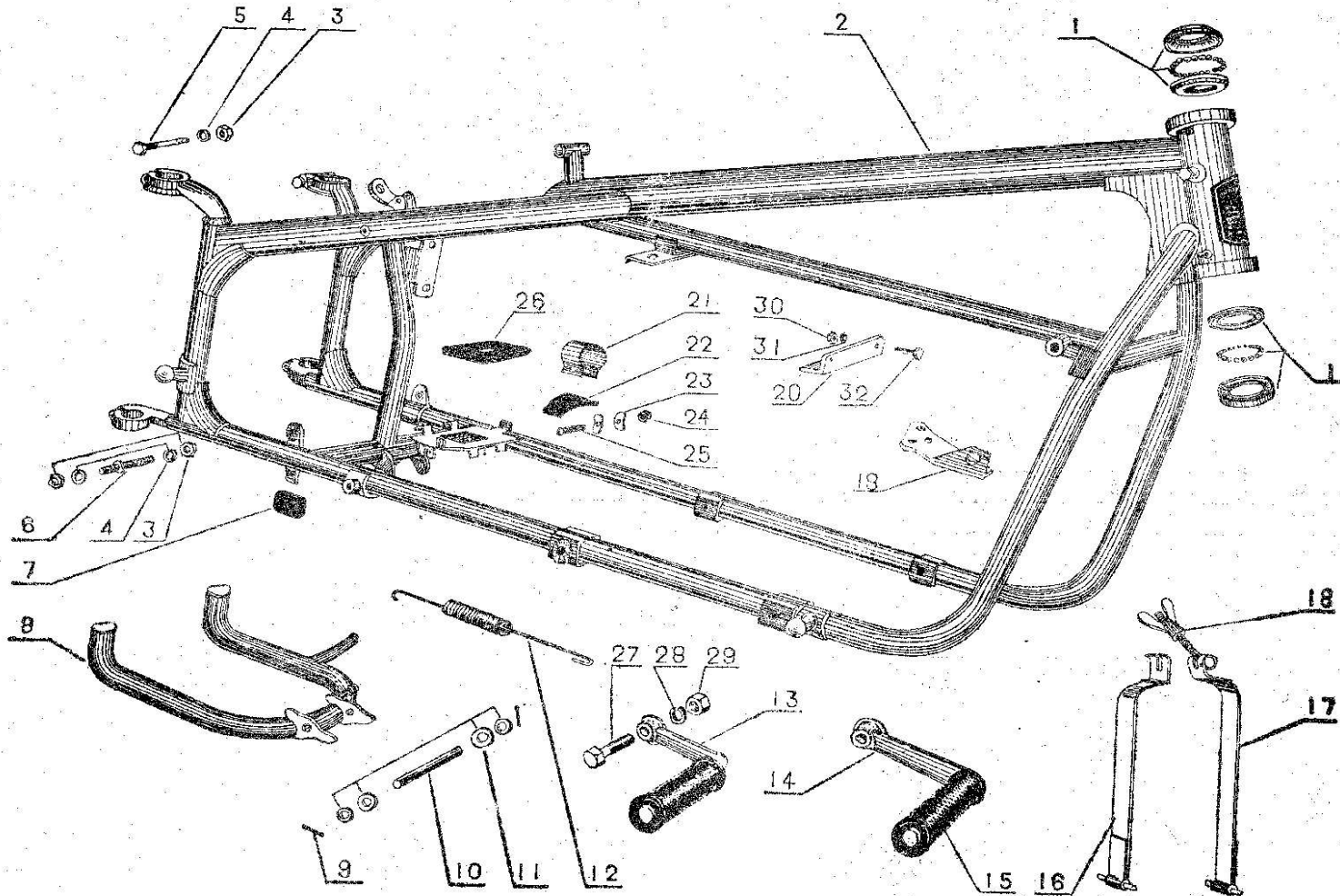
 Front Fork Assembly 7208 I					
Module	S/N	Drawing No.	Description	Quantity	Remarks
M1-FF-I-54	1	7206127	Front wheel shaft	1	
M1-FF-I-54	2	7208109-L	Left fitting	1	
M1-FF-I-54	3	7208111	Left pipe sleeve crew	1	Washer 8GB93— 76
M1-FF-I-54	4		Washer	1	
M1-FF-I-54	5		Nut	1	M8X1GB52-76
M1-FF-I-54	6	7208107-R	Right fitting	1	
M1-FF-I-54	7	7208219	Lower cap link nut	2	
M1-FF-I-54	8	7208124	Lower jacket	2	
M1-FF-I-54	9	7208131	Middle jacket	2	
M1-FF-I-54	10	7208215	Spring	2	
M1-FF-I-54	11		Bolt	4	M6X32GB32-76
M1-FF-I-54	12	7208142A	Upper jacket	2 1/1	Including 7308141
M1-FF-I-54	13	7208157	Sealing ring	2	
M1-FF-I-54	14	7308141	Front shock absorbing washer	2	
M1-FF-I-54	15	72083-1	Direction shock absorber screw rod	1	
M1-FF-I-54	16	7208317	Spring washer	1	
M1-FF-I-54	17	7208316	Washer	1	


 Front Fork Assembly 7208 I					
Module	S/N	Drawing No.	Description	Quantity	Remarks
M1-FF-I-55	18	7208320A	Friction shock absorber support	1	
M1-FF-I-55	19	7208305	Fixing spacer	1	
M1-FF-I-55	20	72084-1	Front mudguard assy	1	
M1-FF-I-55	21	7208430	Fixing jig	1	
M1-FF-I-55	22	7208434	jack stay	4	
M1-FF-I-55	23		Bolt	4	M6X16GB30-76
M1-FF-I-55	24		Screw	4	M6X14GB67-76
M1-FF-I-55	25		Washer	8	Washer 6GB-76
M1-FF-I-55	26		Nut	8	M6GB52-76
M1-FF-I-55	27		Screw	2	M6X8GB67-76
M1-FF-I-55	28		Collar	2	HB1-501-6X12X1
M1-FF-I-55	29		Spring	2	HB1-1-0.8-5--11.6
M1-FF-I-55	30		Steel ball	2	Ø5.5GB308-64
M1-FF-I-55					
M1-FF-I-55					
M1-FF-I-55					
M1-FF-I-55					




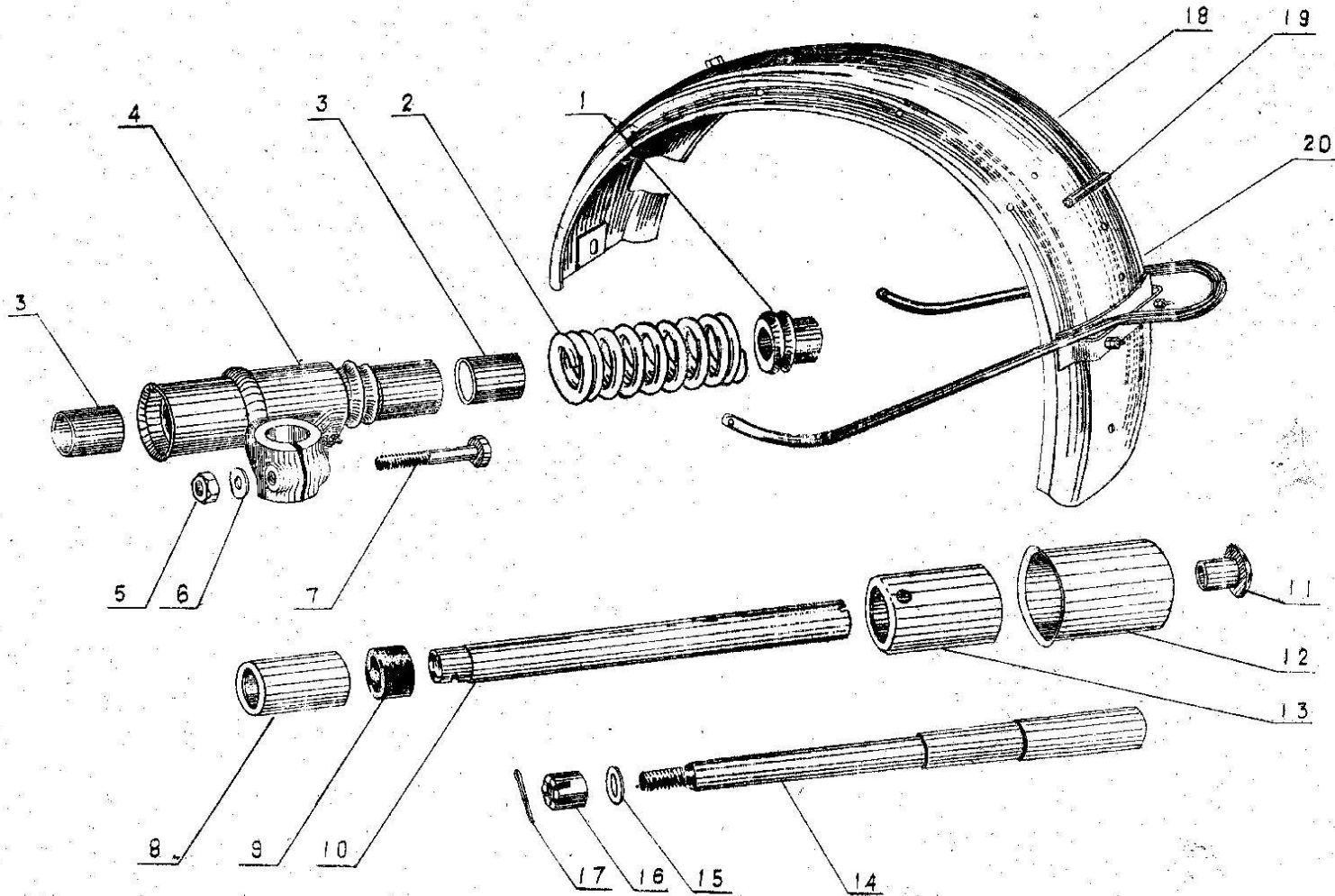
 Front Fork Assembly 7208 II					
Module	S/N	Drawing No.	Description	Quantity	Remarks
M1-FF-II-57	1	7208314	Direction shaft nut	1	
M1-FF-II-57	2	7208315	Fixing slice	1	
M1-FF-II-57	3	7208153	Front fork upper connecting board	1	
M1-FF-II-57	4	7208313	Bearing nut	1	
M1-FF-II-57	5	7208312	Ball—bearing upper protect spacer	1	
M1-FF-II-57	6	7208151	Direction support shaft	1	
M1-FF-II-57	7	7208155—A	Direction shaft connecting board	1	
M1-FF-II-57	8	7208158	Link screw	2	
M1-FF-II-57	9		Washer	4	Washer 8GB93-76
M1-FF-II-57	10		Nut	6	M8X1GB52-76
M1-FF-II-57	11	7208112—A	Hand pipe elastic ring	2	
M1-FF-II-57	12	7208120	Lower bush	2	
M1-FF-II-57	13	7208113A	Upper pipe	2	
M1-FF-II-57	14	7208101	Hand pipe	2	
M1-FF-II-57	15	7208154	Press nut	2	
M1-FF-II-57	16	7208170	Washer	2	
M1-FF-II-57	17	7208445	Round spring	2	


 Front Fork Assembly 7208 II					
Module	S/N	Drawing No.	Description	Quantity	Remarks
M1-FF-II-58	18	7208443	Oil sealing	2	
M1-FF-II-58	19	7208123B	T—type rubber oil sealing	2	17 18 assy
M1-FF-II-58	20	7208119A	Felt oil sealing ring	2	
M1-FF-II-58	21	7208218	Spring lower cap	2	
M1-FF-II-58	22	7208220-A	Front fork spring	2	
M1-FF-II-58	23	7208105	Upper bush washer	2	
M1-FF-II-58	24	7208203A	Vibroshock Shell	2	
M1-FF-II-58	25	7208205	Sealing washer	2	
M1-FF-II-58	26	7208207	Vibroshock rod	2	
M1-FF-II-58	27	7208208A	Upper guide bar	2	
M1-FF-II-58	28	7208204bx	Pin	2	
M1-FF-II-58	29	7208209	Piston	2	
M1-FF-II-58	30	7208211	Lower guide bar	2	
M1-FF-II-58	31		Nut	2	M6GB52-76
M1-FF-II-58	32	7208150	Link shaft pin	2	
M1-FF-II-58					
M1-FF-II-58	24-31	72082-1	Vibroshock	2	Including 9, 10




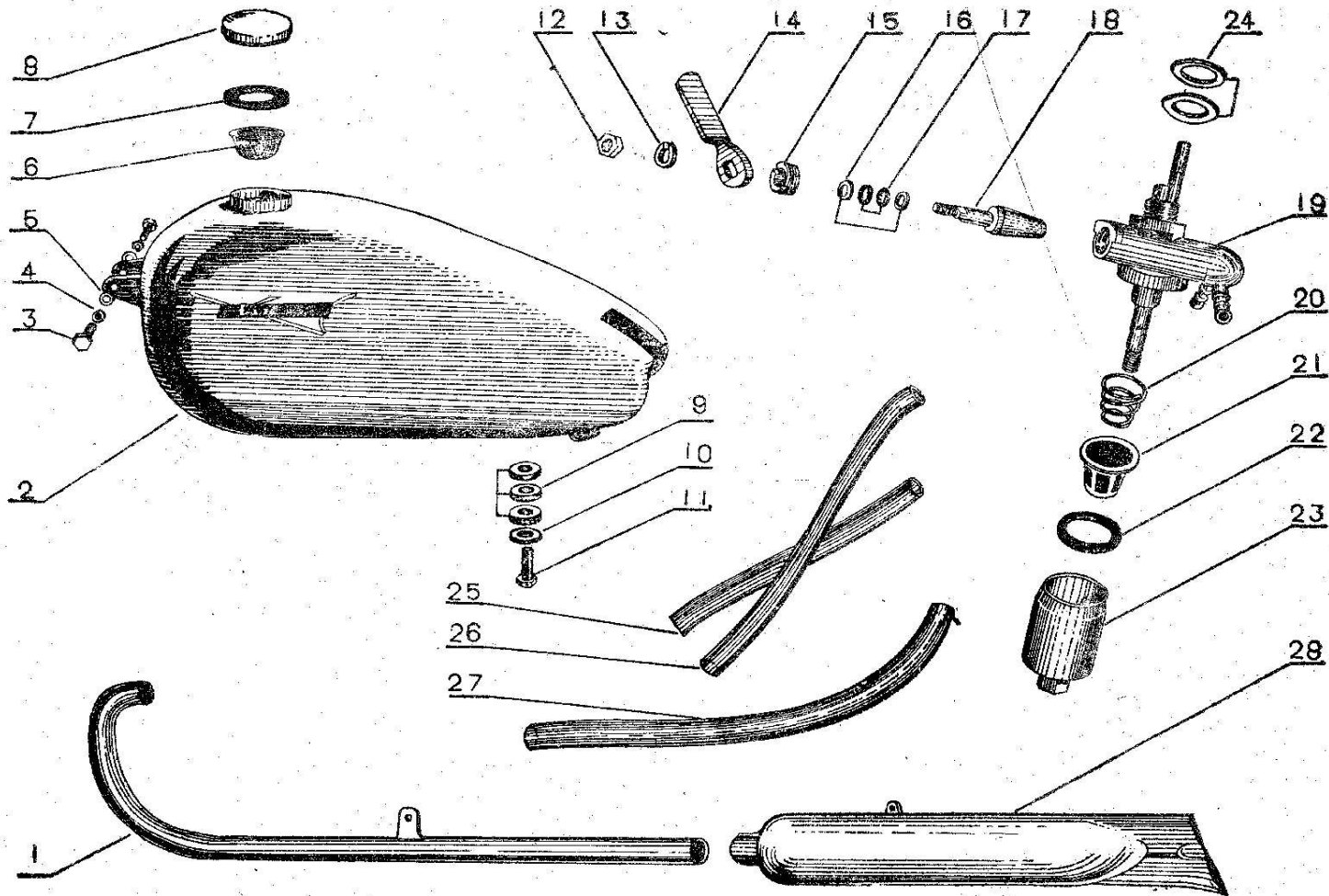
 Frame Assembly 7209 I					
Module	S/N	Drawing No.	Description	Quantity	Remarks
M1-FR-I-60	1	778707	Bearing	2	
M1-FR-I-60	2	7209147	Frame	1	
M1-FR-I-60	3		Nut	6	M8X1GB52-76
M1-FR-I-60	4		Washer	6	Washer 8GB859-76
M1-FR-I-60	5		Bolt	2	M8X1X65GB21-76
M1-FR-I-60	6	7209208	Fixing bolt	2	
M1-FR-I-60	7	7209165	Brake rubber	1	
M1-FR-I-60	8	7209312B	Stop frame	1	
M1-FR-I-60	9		Cotter pin	2	2. 5 X 25GB91 — 76
M1-FR-I-60	10	7209315	Stop support shaft	1	
M1-FR-I-60	11		Washer	4	Washer 12GB97-76
M1-FR-I-60	12	7209318	Spring	1	
M1-FR-I-60	13	720930/-1	Foot pedal rod	3	
M1-FR-I-60	14	720930/-2	Foot pedal rod	1	
M1-FR-I-60	15	7209303	Foot pedal rubber sleeve	4	
M1-FR-I-60	16	7209176	Short tape	1	
M1-FR-I-60	17	7209179	Long tape	1	


 Frame Assembly 7209 I					
Module	S/N	Drawing No.	Description	Quantity	Remarks
M1-FR-I-61	18	7209184	Adjusting nut	1	
M1-FR-I-61	19	7209181	Engine body link support	1	
M1-FR-I-61	20	721830	Angle iron	1	
M1-FR-I-61	21	7209160	Clip	1	
M1-FR-I-61	22	7209161bx 162bx	Rubber spacer	each 1	
M1-FR-I-61	23	7209159	Spacer	2	
M1-FR-I-61	24		Nut	1	M5GB54 —76
M1-FR-I-61	25		Screw	1	M5 X 35GB67-76
M1-FR-I-61	26	7218824	Spacer	1	
M1-FR-I-61	27		Bolt	2	M12X 1. 25 X40GB21— 76
M1-FR-I-61	2		Washer	4	Washer 12G B859-76
M1-FR-I-61	29		Nut	4	M12 X 1. 25GB52-76
M1-FR-I-61	30		Nut	1	M8GB54-76
M1-FR-I-61	31		Washer	1	Washer 8GB859— 76
M1-FR-I-61	32		Bolt	1	M8 X 20G B30 — 76
M1-FR-I-61	8-12	7209313A	Stop frame assy	1	




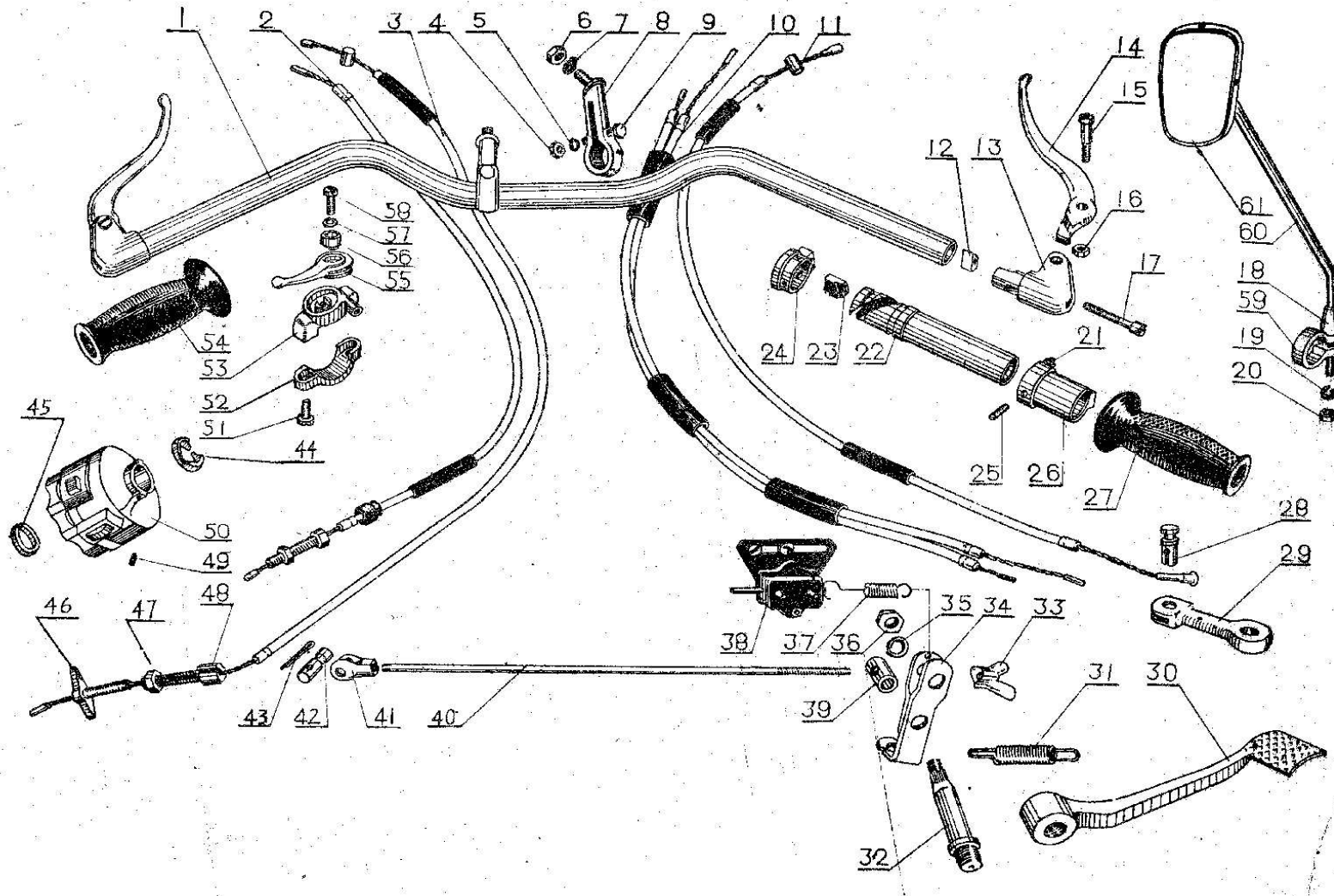
 Frame Assembly 7209 II					
Module	S/N	Drawing No.	Description	Quantity	Remarks
M1-FR-II-64	1	7209206	Spring cap	2	
M1-FR-II-64	2	7209204	Rear fork spring	2	
M1-FR-II-64	3	7209205	Guide	2	
M1-FR-II-64	4	7209201	Rear wheel suspension support	1	
M1-FR-II-64	5		Nut .	1	M10X1GB52-76
M1-FR-II-64	6		Washer	1	Washer 10GB848-76
M1-FR-II-64	7	7209207	Screw	1	
M1-FR-II-64	8	7209216A	Buffer sleeve	2	
M1-FR-II-64	9	7209217	Rubber buffer	2	
M1-FR-II-64	10	7209218 .	Rear suspension bar	2	
M1-FR-II-64	11	7209219	Brake cap	2	
M1-FR-II-64	12	7209212A	Upper sleeve	2	
M1-FR-II-64	13	7209203	Spring lower sleeve	2	Washer
M1-FR-II-64	14	7207101	Rear wheel shaft	1	
M1-FR-II-64	15		Washer	1	Washer 14GB848-76
M1-FR-II-64	16		Nut	1	M14X1.5GB58-76
M1-FR-II-64	17		Split pin	1	2.5X30GB91-76


 Frame Assembly 7209 II					
Module	S/N	Drawing No.	Description	Quantity	Remarks
M1-FR-II-65	18	7209410B	Rear mudguard front assembly	1	
M1-FR-II-65	19	7209411 bx	Hinge shaft	1	
M1-FR-II-65	20	7209421A	Rear mudguard folding assembly	1	
M1-FR-II-65					
M1-FR-II-65	3-4	7209202	Rear wheel support	1	
M1-FR-II-65	1-13	72092-1	Rear fork	1	
M1-FR-II-65	18-20	72094-1A	Rear mudguard assembly	1	
M1-FR-II-65					
M1-FR-II-65					
M1-FR-II-65					
M1-FR-II-65					
M1-FR-II-65					
M1-FR-II-65					
M1-FR-II-65					





 Petrol Tank Assembly K7210 Exhaust Pipe Silencer K7212					
Module	S/N	Drawing No.	Description	Quantity	Remarks
M1-PT-67	1	K7212107	Left exhaust pipe assembly	2	Right exhaust pipe assembly
M1-PT-67	2	K72010171B	Gasoline tank	1	
M1-PT-67	3		Bolt	2	M8X16GB30-76
M1-PT-67	4		Spring washer	2	Washer 8GB859-76
M1-PT-67	5		Washer	2	Washer 8GB97-76
M1-PT-67	6	7210408	Oil drain valves filter screen	1	
M1-PT-67	7	K7210412	Sealing washer	1	
M1-PT-67	8	K7210417A	Gasoline tank cap assembly	1	
M1-PT-67	9	K7210146	Washer	6	
M1-PT-67	10	K7210423	Washer	2	
M1-PT-67	11		Bolt	2	M8 X 1 X 32GB32— 76
M1-PT-67	12		Nut	1	M6GB54-76
M1-PT-67	13		Spring washer	1	Washer 6GB859-76
M1-PT-67	14	K7210317	Gasoline cock handle	1	
M1-PT-67	15	K7210316	Sealing nut	1	
M1-PT-67	16		Washer	2	8X12X1GB1018-20
M1-PT-67	17	K7210315	Gasoline cock valve washer	2	


		Petrol Tank Assembly K7210 Exhaust Pipe Silencer K7212			
Module	S/N	Drawing No.	Description	Quantity	Remarks
M1-PT-68	18	K7210314	Gasoline cock valve	1	
M1-PT-68	19	K7210301	Gasoline cock shell	1	
M1-PT-68	20	K7210311	Oil screen frame spring	1	
M1-PT-68	21	K7210312	Oil screen frame	1	
M1-PT-68	22	K7210319	Oil drain cock washer	1	
M1-PT-68	23	K7210310	Filter	1	
M1-PT-68	24	K7210414	Sealing washer	2	
M1-PT-68	25	K7210149bx	Gasoline tank inter connector	1	L=140
M1-PT-68	26	K7210324bx	Left gasoline pipe	1	L=180
M1-PT-68	27	K7210321bx	Right gasoline pipe	1	L=290
M1-PT-68	28	K7212228	Deafener assembly	2	Left 1, Right 1
M1-PT-68					
M1-PT-68	2-27	K7210	Gasoline tank assembly	1	
M1-PT-68	12-23	K72103	Gasoline cock	1	
M1-PT-68					
M1-PT-68					
M1-PT-68					

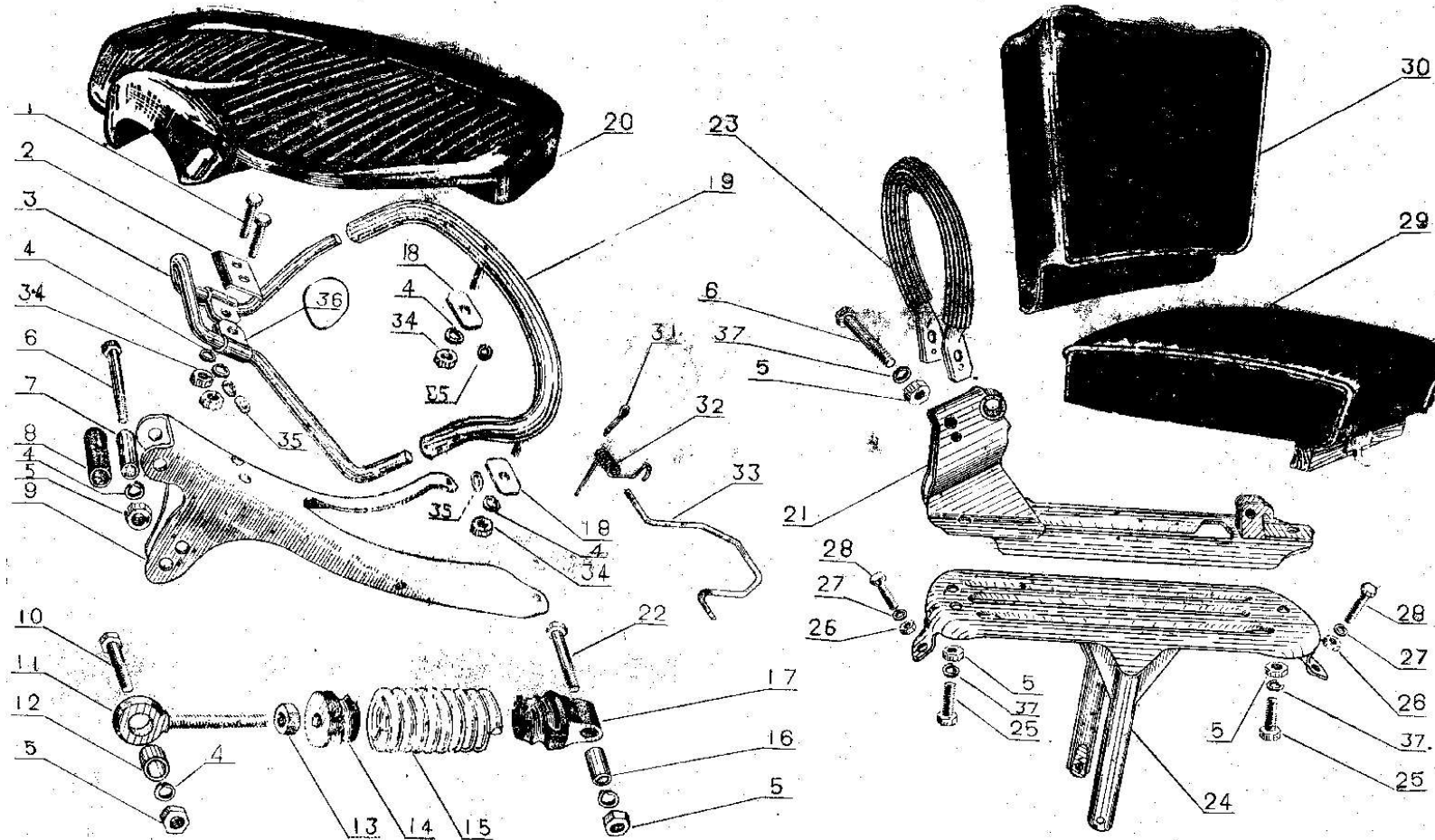



 Direction Control Device K7211 Rear Brake Device K7211-1					
Module	S/N	Drawing No.	Description	Quantity	Remarks
M1-DC-70	1	K7211101A	Directional control arm	1	
M1-DC-70	2	7211336	Assembled pre-ignition cable	1	Include 40
M1-DC-70	3	7211319A	Assembled clutch cable	1	Include 41, 48
M1-DC-70	4		Nut	2	M8 X 1GB52-76
M1-DC-70	5		Washer	2	Washer 8GB893-76
M1-DC-70	6		Nut	2	M10X1GB52-76
M1-DC-70	7		Washer	2	Washer 10GB859-76
M1-DC-70	8	K7211102	Directional fixing support	2	
M1-DC-70	9		Bolt	2	M8X1X32GB21-76
M1-DC-70	10	7211327	Assembled economizer cable	2	Include 42
M1-DC-70	11	7211312	Asembled front brake cable	1	Include 43
M1-DC-70	12	K7211126A	Don iron	2	
M1-DC-70	13	7211127A	Font brake rocker right support	each - 1	Left.support 7211128A
M1-DC-70	14	7211129A	Rocker	2	
M1-DC-70	15	K7211131	Lever	2	
M1-DC-70	16		Nut	2	M5GB52-76
M1-DC-70	17	K7211124	Screw rod	2	


 Direction Control Device K7211 Rear Brake Device K7211-1					
Module	S/N	Drawing No.	Description	Quantity	Remarks
M1-DC-71	18	W7211202	Guide	1	
M1-DC-71	19		Washer	1	Washer 8GB93-76
M1-DC-71	20		Nut	1	M8GB52-76
M1-DC-71	21	K7211118	Stop screw	1	
M1-DC-71	21		Nut	1	M6GB55-76
M1-DC-71	22	K7211109	Restrictor control arm	1	
M1-DC-71	23	K7211117	Jaw	1	
M1-DC-71	24	K7211114	Case cover	2	
M1-DC-71	25	K7211121	Screw	1	
M1-DC-71	26	K7211111	Restrictor shell	1	
M1-DC-71	27	K7211122	Right gripe	1	
M1-DC-71	28	K7206216	Shaft	1	
M1-DC-71	29	7206214	Front brake lever	1	
M1-DC-71	30	K7211401A	Rear brake pedal	1	
M1-DC-71	31	K7211414	Rear brake spring	1	
M1-DC-71	32	K7211402	Foot brake lever shaft	1	
M1-DC-71	33	K7211413	Rear brake adjusting nut	1	


 Direction Control Device K7211 Rear Brake Device K7211-1					
Module	S/N	Drawing No.	Description	Quantity	Remarks
M1-DC-72	34	K7211403A		1	
M1-DC-72	35		Washer	1	Washer 10GB859-76 11~
M1-DC-72	36		Nut	1	M10X 1GI354-76
M1-DC-72	37	SG7220301	Brake pull spring	1	
M1-DC-72	38	SG80 — 3 — 01/ 1817—00A	Brake cock	1	
M1-DC-72	39	K7211404	Rear brake pull rod muff	1	
M1-DC-72	40	K7211407	Pull rod	1	
M1-DC-72	41	K7211415	Jaw	1	
M1-DC-72	42	K7211416	Pin	1	
M1-DC-72	43		Split pin	1	2X30GB91-76
M1-DC-72	44	7218826	Bush	1	
M1-DC-72	45	7218828	Bush	1	
M1-DC-72	46	7211318	Adjusting screw	1	
M1-DC-72	47		Nut	1	M8X0.75G1351-76
M1-DC-72	48	7211315A	Adjusting screw	1	
M1-DC-72	49		Stop screw	2	M4X8GB73-76
M1-DC-72	50		Generalization cock	1	

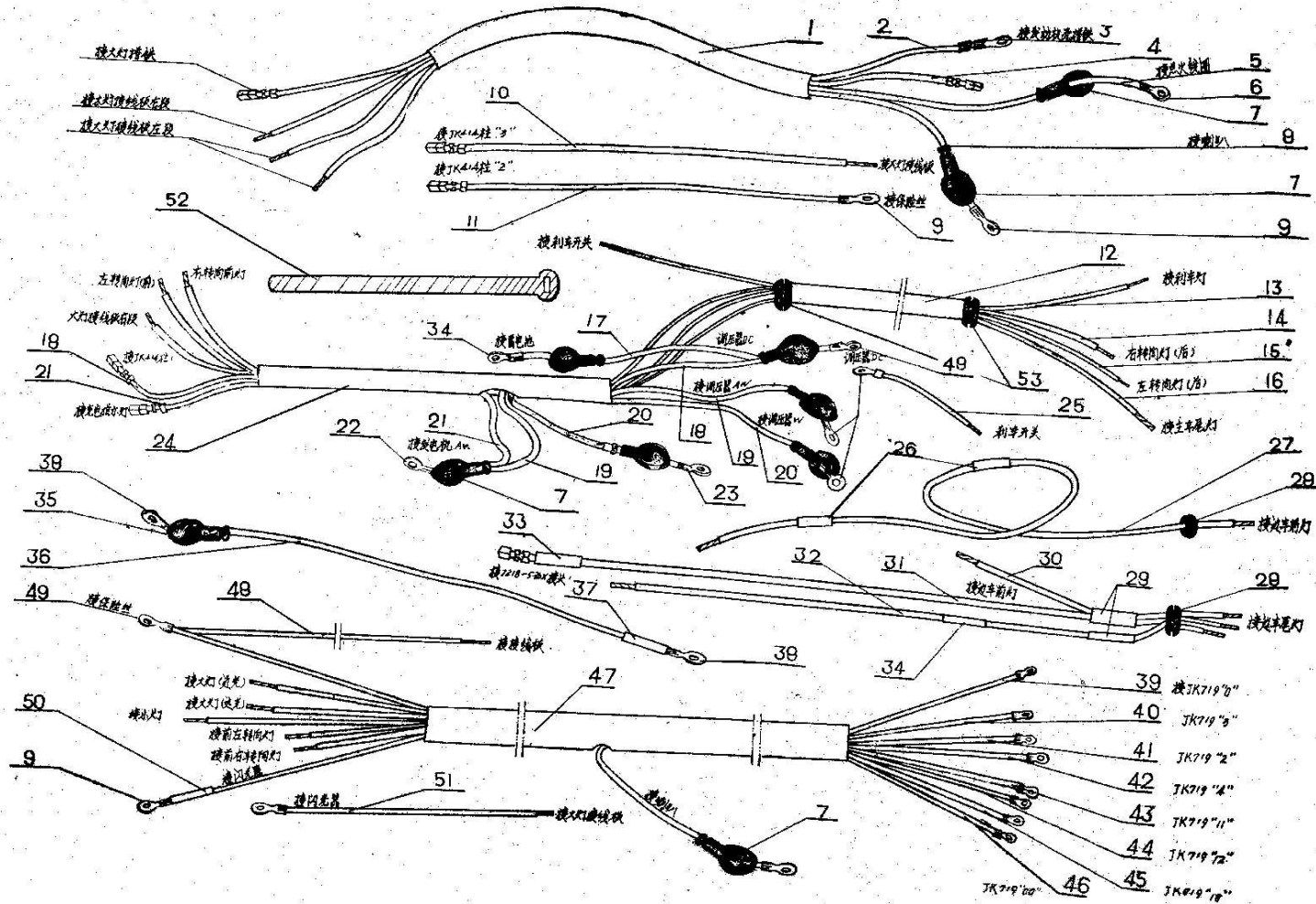
		Direction Control Device K7211 Rear Brake Device K7211-1			
Module	S/N	Drawing No.	Description	Quantity	Remarks
M1-DC-73	51		Screw	2	M5X14—QGB76-76
M1-DC-73	52	Z7218525	Platen	1	
M1-DC-73	53	Z7218524	Shell	1	
M1-DC-73	54	K7211123	Left gripe	1	
M1-DC-73	55	Z7218522	Ignition cock handle	1	
M1-DC-73	56	7218523A	Bush	1	
M1-DC-73	57		Washer	1	Washer 6GB859-76
M1-DC-73	58	7218521A	Fixing screw	1	
M1-DC-73	59	W7211201	Fixing support	1	
M1-DC-73	60	W7211203	Support rod	1	
M1-DC-73	61		250K back view mirror	1	
M1-DC-73	30-43	K7211416	Rear brake assembly	1	
M1-DC-73	51-58	Z7218520	Pre-delay ignition controller	1	Not include 54
M1-DC-73					
M1-DC-73					
M1-DC-73					
M1-DC-73					





 Seat Cushion					
Module	S/N	Drawing No.	Description	Quantity	Remarks
M1-SC-75	1		Bolt	4	M8 X 1 X 25GB21 —76
M1-SC-75	2	7213103	Cleat	2	
M1-SC-75	3	7213123A	Seat support	2	
M1-SC-75	4		Washer	2	Washer 8GB859-76
M1-SC-75	5		Nut	6	M8 X 1GB52-76
M1-SC-75	6		Bolt	3	M8X 1 X 70GB21-76
M1-SC-75	7	7213113A	Screened pipe	2	
M1-SC-75	8	7213111A	Sleeve	2	
M1-SC-75	9	7213102	Seat frame foundation	2	
M1-SC-75	10		Bolt	2	M8 X 1 X 32GB21 — 76
M1-SC-75	11	7213109	Eye	2	
M1-SC-75	12	7213114	Bush	2	
M1-SC-75	13		Nut	2	M10 X 1GB45 — 76
M1-SC-75	14	7213107A	Spring front cap.	2	
M1-SC-75	15	7213106	Spring	2	
M1-SC-75	16	7213116	Front bush	2	
M1-SC-75	17	7213108A	Spring rear screw cap joint	2	


 Seat Cushion					
Module	S/N	Drawing No.	Description	Quantity	Remarks
M1-SC-76	18	7213104	Filler plate	4	
M1-SC-76	19	7213119	Seat support rear section	2	
M1-SC-76	20	7213101	Seat out	2	
M1-SC-76	21	7214308	Seat support	1	
M1-SC-76	22		Bolt	2	M8X1X45GB21-76
M1-SC-76	23	7214329	Seat gripe	1	
M1-SC-76	24	72095	Load carriage	1	
M1-SC-76	25		Bolt	3	M8X1X20GB21-76
M1-SC-76	26		Nut	4	M6GB52-76
M1-SC-76	27		Washer	4	Washer 6GB859-76
M1-SC-76	28		Bolt	4	M6X16GB30-76
M1-SC-76	29	910350	Cushion	1	
M1-SC-76	30	910400	Back	1	
M1-SC-76	31		Split pin	2	2.5X 16GB91-76
M1-SC-76	32	W7214402	Cushion positioner spring	2 1/1	
M1-SC-76	33	W7214401	Cushion positioner holding—down clip	1	
M1-SC-76	34		Nut	8	M8GB54-76


 Seat Cushion					
Module	S/N	Drawing No.	Description	Quantity	Remarks
M1-SC-77	35		Washer	4	Washer 8GB97-76
M1-SC-77	36	7213122	Clamp	4	
M1-SC-77	37		Spring washer	4	8GB93-76
M1-SC-77					
M1-SC-77	1-20	7213	Front seat asembly	1	
M1-SC-77	1-23	7214	Rear seat	1	Including 25
M1-SC-77	3 . 19 . 20	72131-1	Seat support	1	
M1-SC-77					
M1-SC-77					
M1-SC-77					
M1-SC-77					
M1-SC-77					
M1-SC-77					
M1-SC-77					
M1-SC-77					
M1-SC-77					




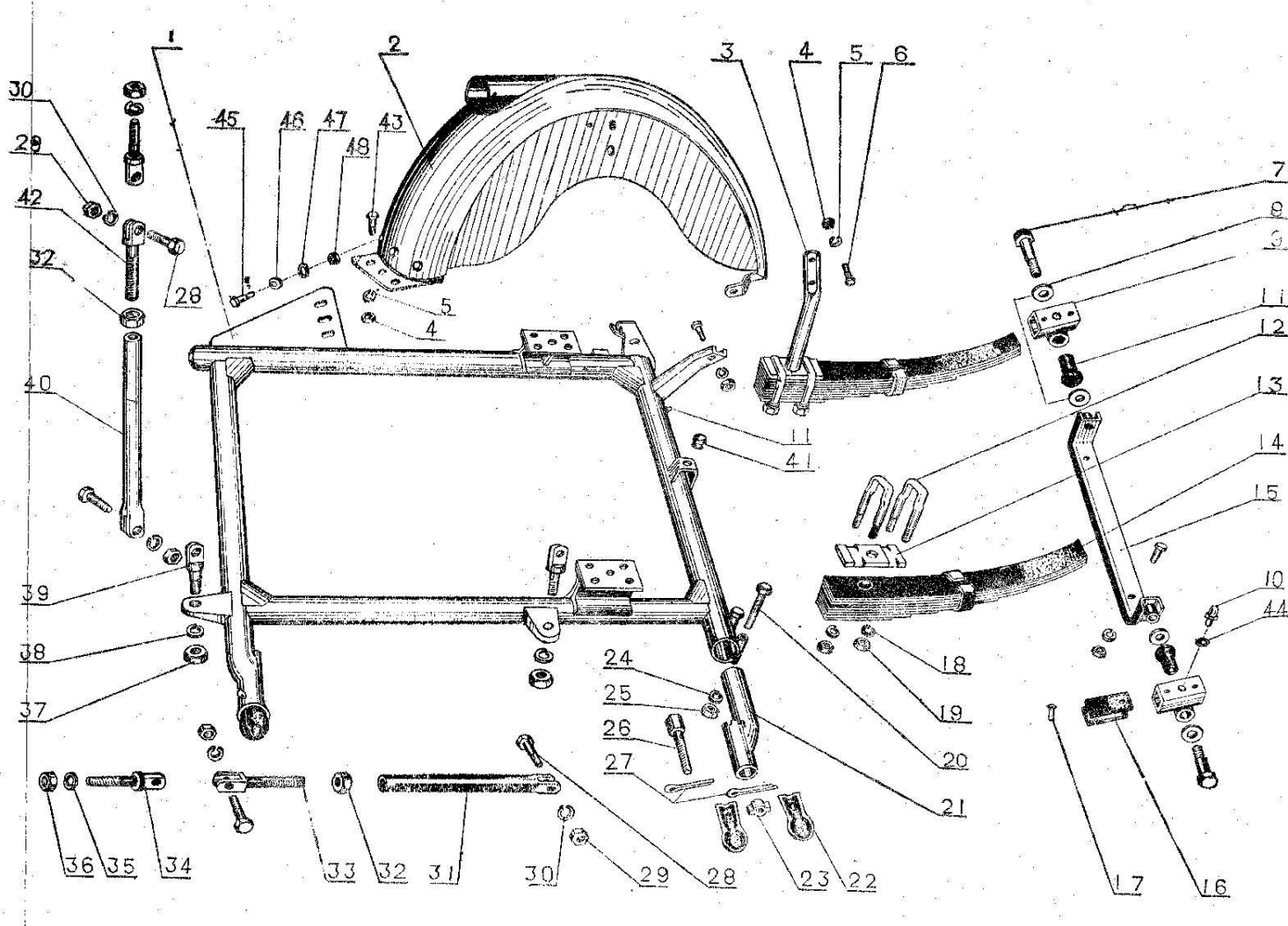
 Cable Harness					
Module	S/N	Drawing No.	Description	Quantity	Remarks
M1-CH-79	1	72188-5-5Bx	Plastic muff	1	Clear soft polyvinylchloride pipe Ø12X0.7 L=450
M1-CH-79	2	72188-5-1Bx	Yellow wire	1	Polyvinylchloride wire 5=1.5 ² L=950
M1-CH-79	3	HB6-18-5	Wire joint	1	
M1-CH-79	4	72188-5-2Bx	Green wire	1	Polyvinylchloride wire S=1.5 ² L=950
M1-CH-79	5	72188-5-3Bx	Red wire	1	Polyvinylchloride wire S=1.5 ² L=1000
M1-CH-79	6	HB6-18-3	Wire joint	1	
M1-CH-79	7	72188-5-9	Cable sleeve	2+6	Rubber V group HG4-543-67
M1-CH-79	8	72188-5-4Bx	Red wire	1	S=1.5 ² L=1000
M1-CH-79	9	HB6-18-2	Wire joint	1	
M1-CH-79	1-9	72188— 5A	Lighting, horn, groundconnect ,side —car taillight cable		
M1-CH-79	10	72188-707Bx	Polyvinylchloride yellow joint	1	Link JK414 tower "3" — big lamp patch panel
M1-CH-79	11	72188-708Bx	Polyvinylchloride blue joint	1	Link JK414 tower "2" — fuse L=130
M1-CH-79	9-11	72188-7B	Big lamp inter wire		
M1-CH-79	12	72188— 6— 11Bx	Clear polyvinylchloride muff	1	T8X0.5 L=1000
M1-CH-79	13	SG7220302	Blue wire	1	AVR S=1. 5 ² L=1250
M1-CH-79	14	72188-6-10Bx	Right throw—over light green wire	1	AVR S=1 ² L=2100


 Cable Harness					
Module	S/N	Drawing No.	Description	Quantity	Remarks
M1-CH-80	15	72188-6-9Bx	Left throw—over wire	1	AVR S=1 ² L=2100
M1-CH-80	16	72188-6-7Bx	Main car taillight green wire	1	L=2100
M1-CH-80	17	72188-6-2Bx	Red wire	1	Connect battery — brake cock L=450
M1-CH-80	18	7188-6-1Bx	Red wire	1	Link relay adjustor " DC" JK414 tower " 1" L= 1350
M1-CH-80	19	72188-6-5Bx	Yellow wire	1	Link producer "AW"—relay ad-justor "AW" L = 770
M1-CH-80	20	72188-6-6Bx	Green wire	1	Link producer—relay adjustor W" L= 770
M1-CH-80	21	72188-6-4Bx	Yellow wire	1	Link producer "AW" — loading indicator L=1100
M1-CH-80	22	HB6-17A-18	Wire joint	1	
M1-CH-80	23	HB6-18-3	Wire joint	1	
M1-CH-80	24	72188-6-8Bx	Plastic muff	1	Ø12X0.7 L=950
M1-CH-80	25	72188-6-3Bx	Blue wire	1	Link relay adjustor—brake cock L=400
M1-CH-80					


 Cable Harness					
Module	S/N	Drawing No.	Description	Quantity	Remarks
M1-CH-81	12-25	72188-6B	Producer, adjustor, battery, left — right throw over light, main car taillight cable		
M1-CH-81	26	7218823	Ring clamp pipe	2	HG4-404-66Ø4 X 2 L=15
M1-CH-81	27	910907-1Bx	Green wire	1	Side car tail light — side car front lamp AVR S = 1. 5 ² L = 800
M1-CH-81	28	HB2-6-5x5	Rubber bush	2	
M1-CH-81	29	910906-4Bx	Light Polyvinylchloride	3	Pipe 5X0. 5 L=60
M1-CH-81	30	910907—A			26,27,28 Unit
M1-CH-81	31	910906-1Bx	Green wire	1	Link 72188 — 5 — 2Bx — side — car taillight bulb joint S=1. 5 ² L=2100
M1-CH-81	32	910906— 2Bx	Blue wire	1	Link side car brake lamp brake cock S=1. 5 ² L=2300
M1-CH-81	33	910906-4Bx	Light polyvinylchloride	1	Pipe 5 X0. 5 L = 60
M1-CH-81	34	7218823	Ring clamp pipe	1	T4 X 2(all glue pipe)
M1-CH-81	26-24	910906A	Side car taillight brake light wire		
M1-CH-81	35	72188-5-9	Cable sleeve	1	Rubber V ground
M1-CH-81					


 Cable Harness					
Module	S/N	Drawing No.	Description	Quantity	Remarks
M1-CH-82	36	72188-4-1Bx	Black wire	1	Link battery ground connection line S=1.5 ² L = 342
M1-CH-82	37	72188-4-2Bx	Polyvinylchloride	1	T3X1.5 L=25
M1-CH-82	38	HB6-18-4	Joint	2	
M1-CH-82	35-38	72188-4	Battery ground connection line		
M1-CH-82	39	72188-07-1Bx	Red wire		Fuse wire—jk719"0" S=1.5 ² L=700
M1-CH-82	40	72188-07-2Bx	Blue wire	1	Big lamp—near distance JK719"3" S=1 ² L=500
M1-CH-82	41	72188-07-3Bx	Blue wire	1	Big lamp long distance light JK719"2" S = 1 ² L = 500
M1-CH-82	42	72188-07-4Bx	White wire	1	Small light JK719"4" S=1 ² L=600
M1-CH-82	43	72188-07-5Bx	Gray wire	1	Left throw—over lamp (front) JK719"11" S=l ² L=550
M1-CH-82	44	72188-07-6Bx	Green wire	1	Right throw—over lamp (front) JK719"12" S=1 ² L=550
M1-CH-82	45	72188-07-7Bx	Orange wire	1	SD56 — JK719" 10" S = 1 ² L = 600
M1-CH-82	46	72188-07-8Bx	Yellow wire	1	Horn JK719"00" S=1 ² L=900

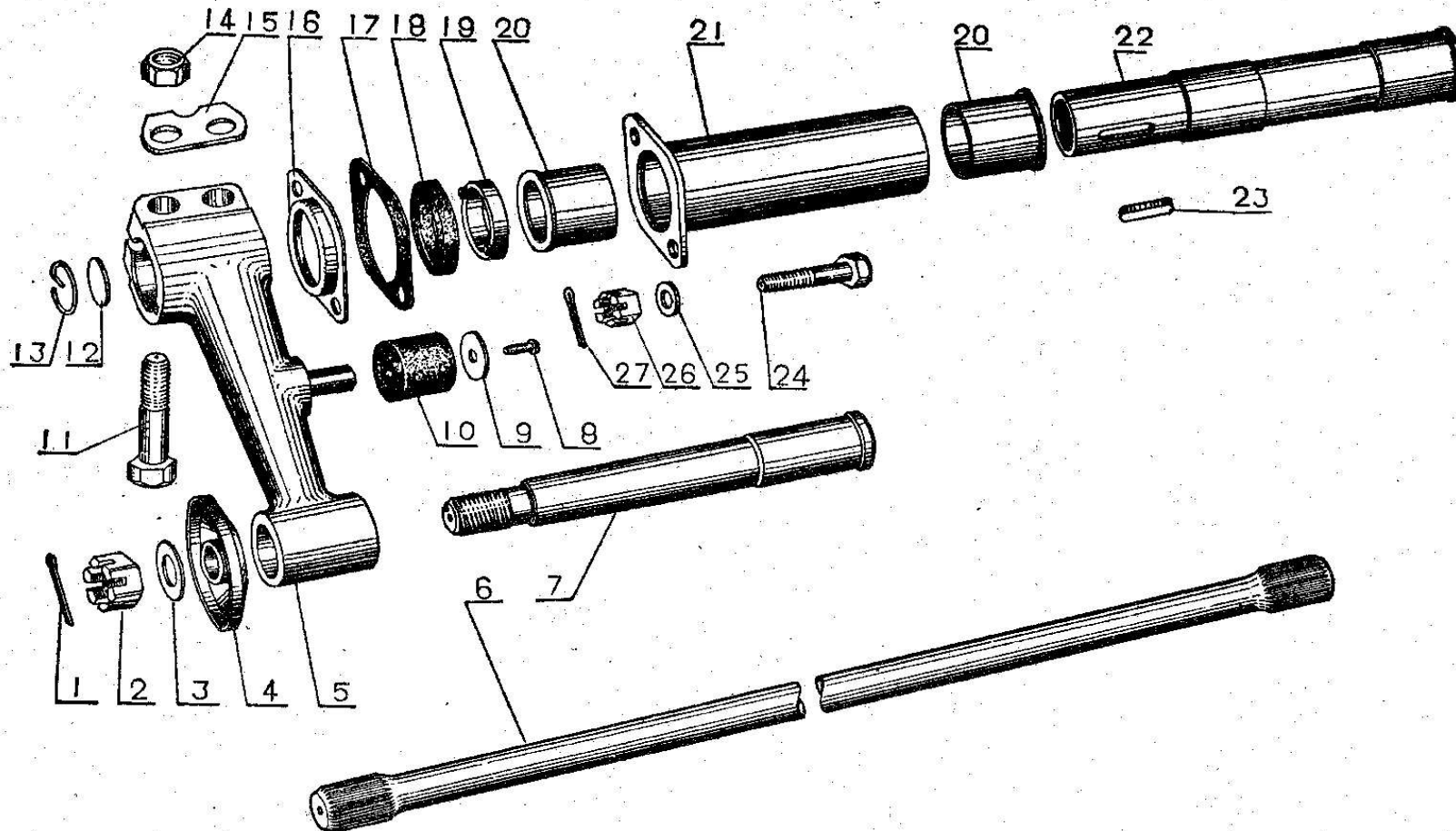
	Cable Harness				
Module	S/N	Drawing No.	Description	Quantity	Remarks
M1-CH-83	47	72188-07-9Bx	Plastic pipe	1	T12X0.7X360
M1-CH-83	48	72188-709Bx	Blue wire	1	Fuse wire-patch panel S=1. ⁵ L=250
M1-CH-83	49	HB6-17A —17	Wire joint	1	
M1-CH-83	50		Plastic muff	1	T4X0. 3 L=150
M1-CH-83	51	72188 —07-10Bx	Red wire	1	Flasher—patch panel S=1 ² L= 300
M1-CH-83	39-51	72188-07	Big lamp throw-over light taillight born cable	1	
M1-CH-83	52	A29-200	Soft clip	9	
M1-CH-83					
M1-CH-83					
M1-CH-83					
M1-CH-83					
M1-CH-83					
M1-CH-83					
M1-CH-83					
M1-CH-83					
M1-CH-83					
M1-CH-83					





 Sidecar Frame Z910505					
Module	S/N	Drawing No.	Description	Quantity	Remarks
M1-SF-85	1	Z910506A	By—carriage	1	
M1-SF-85	2	7320900B	Side wheel mudguard		
M1-SF-85	3	7320700	Mudguard middle support	1	
M1-SF-85	4		Nut	8	M8GB52-76
M1-SF-85	5		Spring washer	8	Washer 8GB93-76
M1-SF-85	6		Bolt	8	M8 X 20GB21 —76
M1-SF-85	7	910605	Anti—shock screw shaft	2	
M1-SF-85	8		Washer	4	Washer 18GB97-76
M1-SF-85	9	910608A	Support	2	
M1-SF-85	10	K7206121	Filler	3	
M1-SF-85	11	910608	Bush	2	
M1-SF-85	12	910604		4	
M1-SF-85	13	910603	Spacer	2	
M1-SF-85	14	910601A	Spring steel plate	2	
M1-SF-85	15	910615	Anti—shock shaft bracket	1	
M1-SF-85	16	910607	Spacer	4	
M1-SF-85	17		Rivet	8	5X 12GB954-76

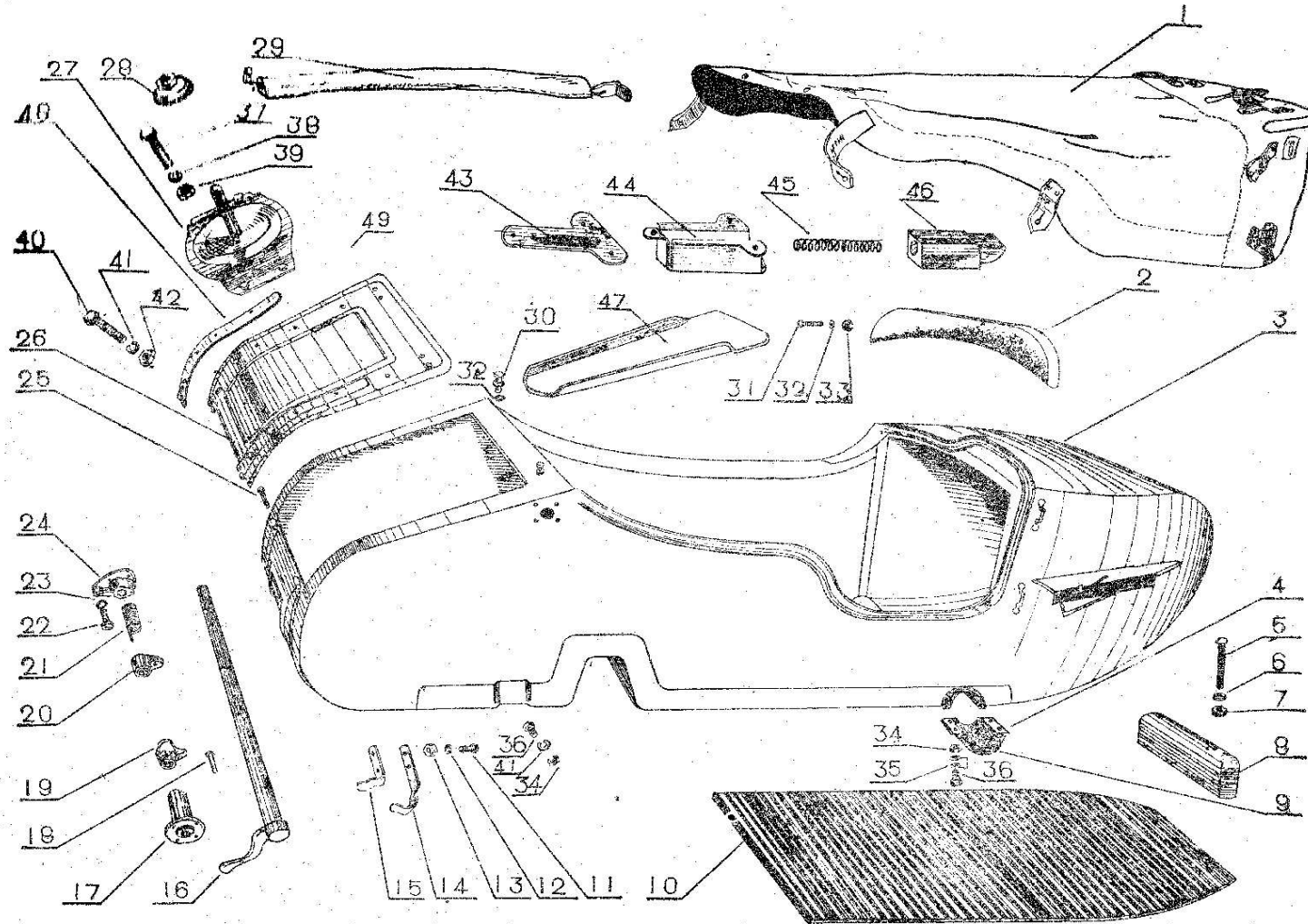
 Sidecar Frame Z910505					
Module	S/N	Drawing No.	Description	Quantity	Remarks
M1-SF-86	18		Spring washer	8	Washer 12GB859-76
M1-SF-86	19		Nut	8	M12X1.25GB52-76
M1-SF-86	20		Bolt	2	M10X55GB30-76
M1-SF-86	21	910532	Jaw pipe joint	1	
M1-SF-86	22	910745	Protective plate	4	
M1-SF-86	23	910756	Nut	2	
M1-SF-86	24		Spring washer	2	Washer 10GB93-76
M1-SF-86	25		Nut	2	M10GB52-76
M1-SF-86	26	910749	Adjusting screw	2	
M1-SF-86	27		Split pin	4	5 X 45GB91-76
M1-SF-86	28		Bolt	4	M12X1.25X40GB21-76
M1-SF-86	29		Nut	4	M 12 X 1.25GB52— 76
M1-SF-86	30		Spring washer	4	Washer 12GB93-76
M1-SF-86	31	910701/-1	Front pull rod	1	
M1-SF-86	32		Nut	2	M18X1. 5GB54— 76
M1-SF-86	33	910706A/-2	Rear screw pull rod	1	
M1-SF-86	34	7209158	Lug	2	


 Sidecar Frame Z910505					
Module	S/N	Drawing No.	Description	Quantity	Remarks
M1-SF-87	35		Spring washer	2	Washer 12GB859-76
M1-SF-87	36		Nut	2	M 12 X 1.25GB45-76
M1-SF-87	37		Nut	2	M 14 X 1.5GB52-76
M1-SF-87	38		Spring washer	2	Washer14GB93-76
M1-SF-87	39	910707	Joint	2	
M1-SF-87	40	910702/-2	Rear pull rod	1	
M1-SF-87	41	910705	Anti-shock rubber	1	
M1-SF-87	42	910706A/-1	Front screw pull rod	1	
M1-SF-87	43		Bolt	3	M8X16GB21-76
M1-SF-87	44		Washer	2	6GB848-76
M1-SF-87	45		screw	3	M8X18GB21-76
M1-SF-87	46		Spring washer	3	8GB93-76
M1-SF-87	47		Washer	3	Washer GB97-76
M1-SF-87	48		Nut	3	M8GB52-76
M1-SF-87	7-19	910600	Spring steel plate device	2	
M1-SF-87	31-33	910701/-2	Rear pull rod	1	
M1-SF-87	32,42,40	910701/-1	Front pull rod	1	





		Side Wheel Shaft Rocker Arm Device 7320500			
Module	S/N	Drawing No.	Description	Quantity	Remarks
M1-SS-89	1		Split pin	1	4X 35GB91-76
M1-SS-89	2		Nut	1	M20 X 1. 5GB58 — 76
M1-SS-89	3	Z7320102	Washer	1	
M1-SS-89	4	Z7320600	Drum cap	1	
M1-SS-89	5	7320516	Rocker	1	
M1-SS-89	6	7320505	Torsion rod	1	
M1-SS-89	7	Z7320507	Side wheel shaft	1	
M1-SS-89	8		Screw	1	M6 X 12GB67 —76
M1-SS-89	9	7320518	Washer	1	
M1-SS-89	10	7320519	Buff rubber	1	
M1-SS-89	11		Bolt	2	M12X 1. 25X 55GB21 —76
M1-SS-89	12	7320508	Plug	1	
M1-SS-89	13	7320515	Locking spring ring	1	
M1-SS-89	14		Nut	2	M12 X 1. 25GB52 — 76
M1-SS-89	15	7320509	Packing sheet	1	
M1-SS-89	16	7320510	Lip	1	
M1-SS-89	17	7320511	Sealing gasket	1	

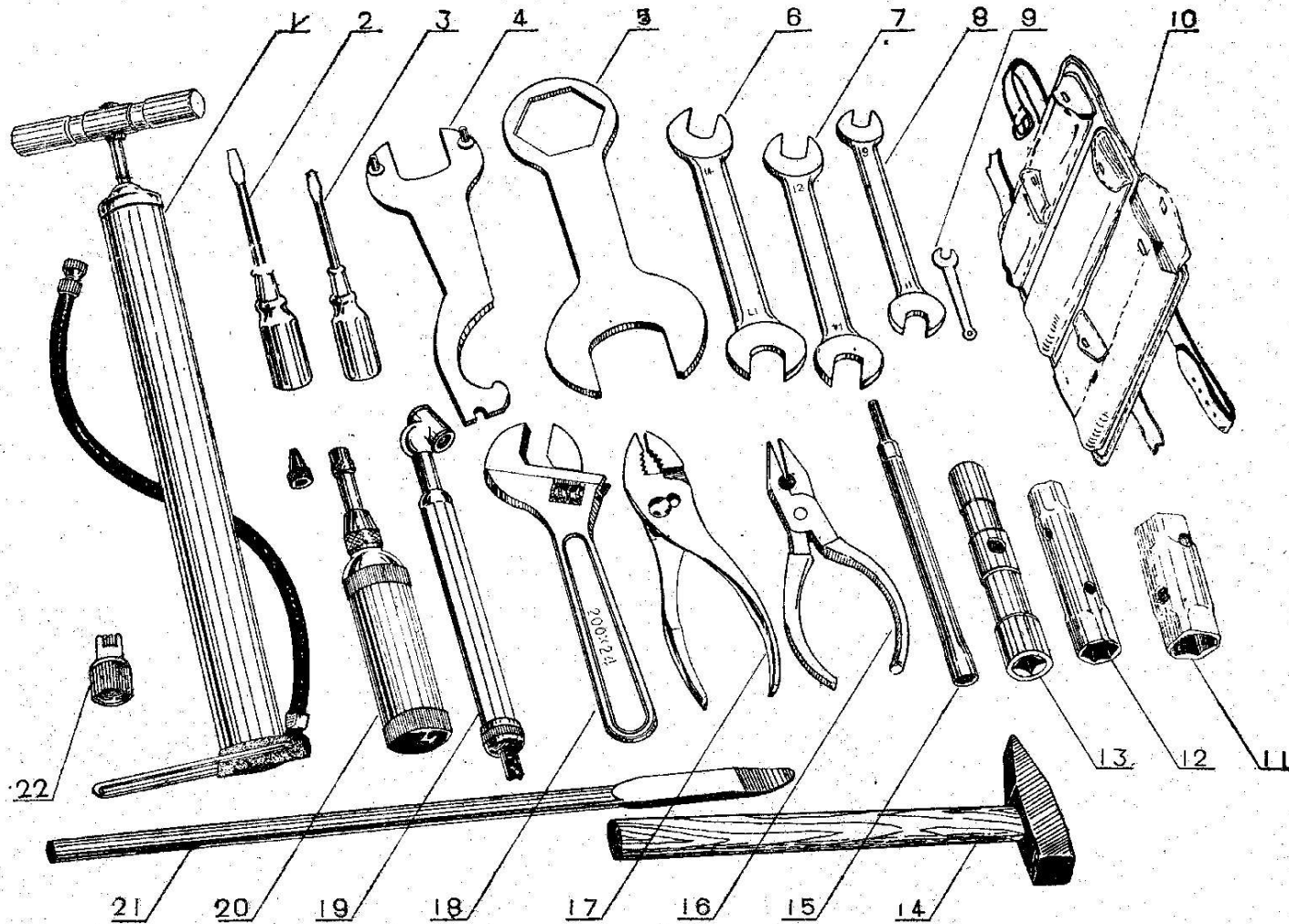
 Side Wheel Shaft Rocker Arm Device 7320500					
Module	S/N	Drawing No.	Description	Quantity	Remarks
M1-SS-90	18	7320520	Felt ring	1	
M1-SS-90	19	7320512	Sealing washer	1	
M1-SS-90	20	7320514	Bush	2	
M1-SS-90	21	7320502	Fly sleeve	1	
M1-SS-90	22	7320504	Fly	1	
M1-SS-90	23		Key	1	6 X 28GB1096-72
M1-SS-90	24		Bolt	2	M 12 X 30GB23 — 76
M1-SS-90	25		Washer	2	Washer 12GB848-76
M1-SS-90	26		Nut	2	M12GB59-76
M1-SS-90	27		Split pin	2	3X25GB91-76
M1-SS-90					
M1-SS-90	5-23	7320500	Side wheel shaft rocker equipment	1	
M1-SS-90					
M1-SS-90					
M1-SS-90					
M1-SS-90					
M1-SS-90					




		Side—bucket 910000			
Module	S/N	Drawing No.		Quantity	Remarks
M1-SB-92	1	910480	Side bucket cover cloth	1	
M1-SB-92	2	910800	Protective knee	1	
M1-SB-92	3	910010—A	Side car	1	
M1-SB-92	4	910020	Buff rubber holder	2	
M1-SB-92	5		Screw	2	M8X75GB67-76
M1-SB-92	6		Washer	4	Washer 8GB848-76
M1-SB-92	7		Nut	2	M8GB54-76
M1-SB-92	8	91456	Wood strip	1	
M1-SB-92	9	910022	Buff rubber	4	
M1-SB-92	10	910450A	Floor	1	
M1-SB-92	11		Rivet	4	M6X 12GB67-76
M1-SB-92	12		Washer	4	Washer 6GB859-76
M1-SB-92	13		Nut	4	M6GB52-76
M1-SB-92	14	910916	Lower holder ring	2	
M1-SB-92	15	910917	Upper spring slice	2	
M1-SB-92	16	910261	Cock skiaft	1	
M1-SB-92	17	910280A	Right muff	1	

		Side—bucket 910000			
Module	S/N	Drawing No.		Quantity	Remarks
M1-SB-93	18		Rivet	2	5 X 28GB863— 77
M1-SB-93	19	910270A	Right cock jaw	1	
M1-SB-93	20	910272A	Left cock jaw	1	
M1-SB-93	21	910274	Spring	1	
M1-SB-93	22		Screw	8	M6X 12GB67-76
M1-SB-93	23		Washer	8	Washer 6GB859 —76
M1-SB-93	24	910282A	Left muff	1	
M1-SB-93	25	910024	Pin	2	
M1-SB-93	26	910201A	Access cover	1	
M1-SB-93	27	910770K	Wheel shat	1	
M1-SB-93	28	910775	Fixing nut	1	
M1-SB-93	29	910220— A2	Access pull thread	1	
M1-SB-93	30	910030/2	Button	2	
M1-SB-93	31		Screw	3	M5 X 30GB67--76
M1-SB-93	32		Washer	7	Washer 5GB848-76
M1-SB-93	33		Nut	3	M5GB54-76
M1-SB-93	34		Nut	10	M8GB54-76

		Side—bucket 910000			
Module	S/N	Drawing No.		Quantity	Remarks
M1-SB-94	35		Washer	16	Washer 8GB848-76
M1-SB-94	36		Bolt	10	M8X20GB30-76
M1-SB-94	37		Bolt	6	M8X20GB30-76
M1-SB-94	38		Washer	6	8GB859-796
M1-SB-94	39		Nut	6	M8GB54-76
M1-SB-94	40		Screw	4	M8X 16GB30-76
M1-SB-94	41		Washer	4	8GB859-76
M1-SB-94	42		Nut	4	M8GB54-76
M1-SB-94	43	910244	Locking pin bottom board	2	
M1-SB-94	44	910242	Locking sleeve	2	
M1-SB-94	45	910206	Spring	2	
M1-SB-94	46	910252	Locking pin	2	
M1-SB-94	47	910201	Locking seat strengthening board	2	
M1-SB-94	48	910202A	Strengthening board	2	
M1-SB-94	49		Rivet	6	4X 12GB867-76
M1-SB-94	16-24	910260	Access lock equipment	1	Include 49
M1-SB-94	26-28 37-48	910200	Access cover	1	



		Driver's Tools			
Module	S/N	Drawing No.		Quantity	Remarks
M1-DT-96	1		Hand pump	1	
M1-DT-96	2		Screwdriver	1	5 inch
M1-DT-96	3		Screwdriver	1	2.5 inch
M1-DT-96	4	7224157G	Combined	1	
M1-DT-96	5	7224114	Special spanner	1	Standard 41-36
M1-DT-96	6		Double ended spanner	1	Standard 17-14
M1-DT-96	7		Double ended spanner	1	Standard 14-12
M1-DT-96	8		Double ended spanner	1	Standard 11-9
M1-DT-96	9	7224120	Platinum spanner	1	Standard 6
M1-DT-96	10	7224127	Tool bag	1	
M1-DT-96	11	7224121G	Box spanner	1	Standard 22-19
M1-DT-96	12	7224106G	Box spanner	1	Standard 14-12
M1-DT-96	13	7224116	Special boxspanner	1	Standard 10 (hexagon) - 11 (square)
M1-DT-96	14	7224500	Claw hammer	1	Standard 400g
M1-DT-96	15	7224122G	Wrench sleeve	1	Standard 8
M1-DT-96	16		Pliers	1	5 inch
M1-DT-96	17		Slip-joint pliers	1	6 inch

